

# STATSBORARD

## 57.7 MILLION ANNUAL PASSENGERS (UP 15.1%)

Rolling 12 Months Ended December 2023

↑ 13.6%

↑ 26.7%

50.7 million

7.0 million

DOMESTIC

INTERNATIONAL

## 158,180 PASSENGERS/DAY

87.8% Domestic

12.2% International

Source: MCO Airline Activity Reports (12-months ended December 2023)



O&D 92.8% CONNECTING 7.2%

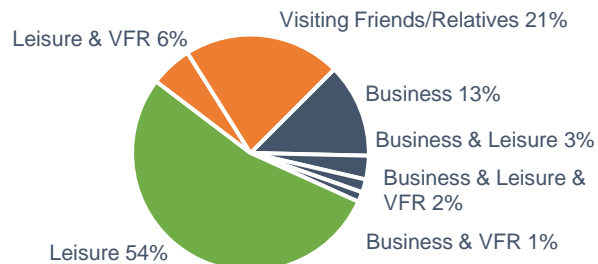
MCO ORIGINATING 25.5%

VISITING 67.3%

AVERAGE PARTY SIZE 2.9

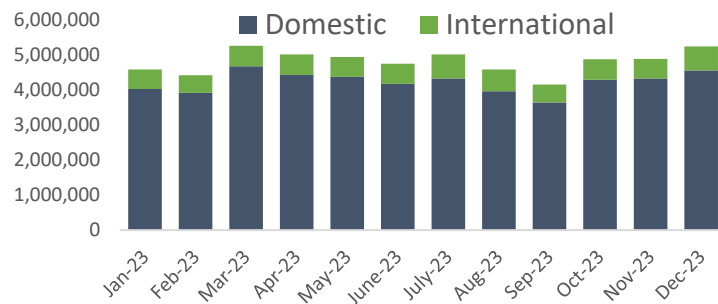
Source: US DOT T100, O&D & EIMD database (YE 2023 Q1), 2-Minute Online Survey (12-months ended Nov 2023)

### TRIP PURPOSE



Source: 2-Minute Online Survey (12-months ended November 2023)

### MONTHLY PASSENGERS



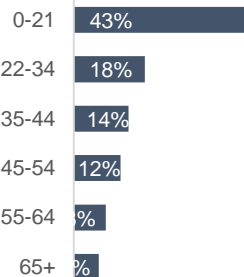
Source: MCO Airline Activity Reports

### AIRPORT RANKING

- 1<sup>st</sup> in Florida Ranked by Total Passengers (YE Aug 2023)
- 2<sup>nd</sup> in U.S. Ranked by Origin & Destination (O&D) Passengers (CY 2022)
- 6<sup>th</sup> in U.S. Port of Entry for Non-U.S. Residents (YTD Jul 2023)
- 9<sup>th</sup> in U.S. Ranked by Total Passengers (CY 2022)
- 17<sup>th</sup> in World Ranked by Total Passengers (CY 2022)

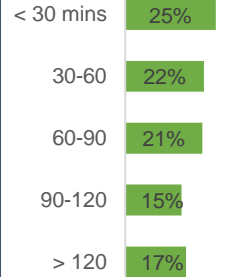


### TRAVELER: AGE



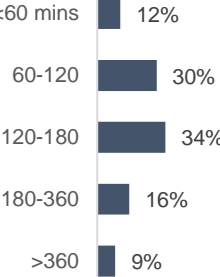
Source

### ARRIVAL @ TSA



Source 2-Minute Online Survey

### DWELL TIME



(12-months ended Nov 2023)

### ANNUAL OPERATIONS

384,322 (1,053/day): Passenger Aircraft

405,925 (1,112/day): All Aircraft

### AIRLINES

38 Passenger Airlines

5 Cargo Airlines

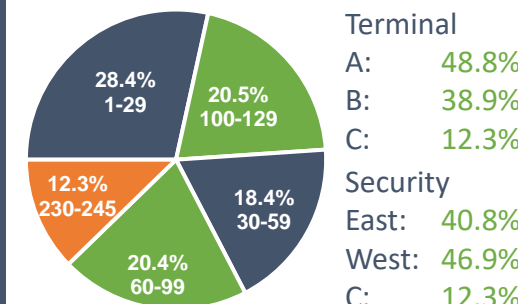
### DESTINATIONS

113 Domestic

57 International

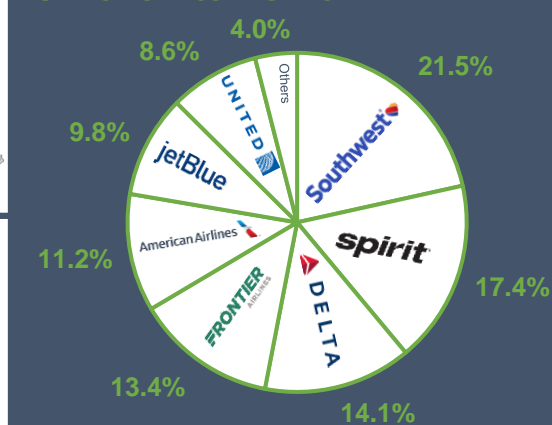
Source: Airline Activity Reports (12-months ended November 2023), Airline Data Inc. Flight Schedule data January 2024 – December 2024)

### PASSENGER TERMINAL BALANCE



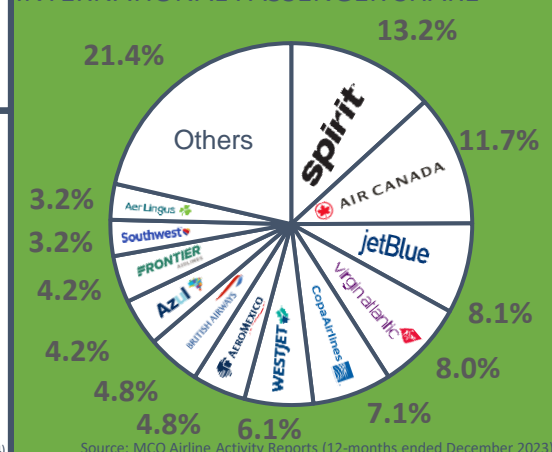
Source: MCO Airline Activity Reports (12-months ended December 2023)

### DOMESTIC PASSENGER SHARE



Source: MCO Airline Activity Reports (12-months ended December 2023)

### INTERNATIONAL PASSENGER SHARE



Source: MCO Airline Activity Reports (12-months ended December 2023)