

STATSBORARD

54.6 MILLION ANNUAL PASSENGERS (UP 16.0%)

Rolling 12 Months Ended June 2023

↑ 11.1%

48.0 million

DOMESTIC

↑ 72.3%

6.5 million

INTERNATIONAL

149,477 PASSENGERS/DAY

88.0% Domestic

12.0% International

Source: MCO Airline Activity Reports (12-months ended June 2023)



93.4% O&D 6.6% CONNECTING

37.4% MCO ORIGINATING

2.5 AVERAGE PARTY SIZE

Source: US DOT T100 & O&D database (YE 2022 Q4), 7-Question Online Survey (12-months ended June 2023)

TRIP PURPOSE

Visiting Friends/Relatives 21%

Leisure AND VFR 6%

Business 13%

Business AND Pleasure 4%

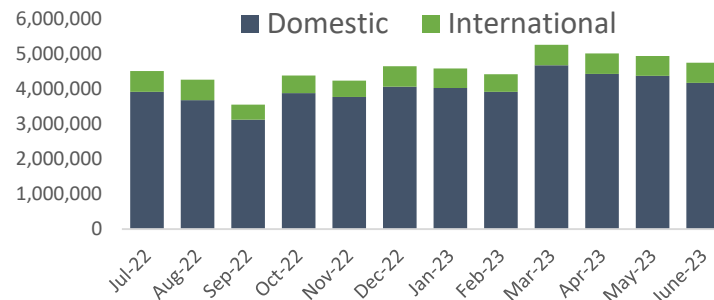
Business AND Pleasure AND VFR 1%

Business AND VFR 1%

Leisure 54%

Source: 7-Question Online Survey (12-months ended June 2023)

MONTHLY PASSENGERS



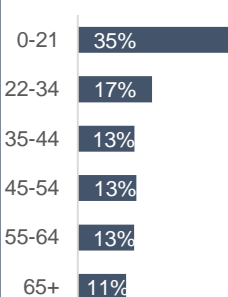
Source: MCO Airline Activity Reports

AIRPORT RANKING

- 2nd in U.S. Ranked by Origin & Destination (O&D) Passengers (CY 2022)
- 6th in U.S. Port of Entry for Non-U.S. Residents (YTD Jun 2023)
- 9th in U.S. Ranked by Total Passengers (CY 2022)
- 17th in World Ranked by Total Passengers (CY 2022)

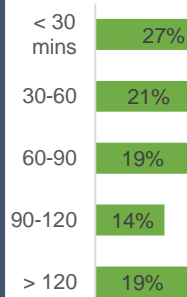


TRAVELER: AGE

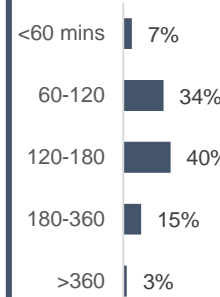


Source: 7-Question Online Survey

ARRIVAL @ TSA



DWELL TIME



(12-months ended June 2023)

ANNUAL OPERATIONS

363,210 (995/day): Passenger Aircraft

378,452 (1,037/day): All Aircraft

AIRLINES

38 Passenger Airlines

6 Cargo Airlines

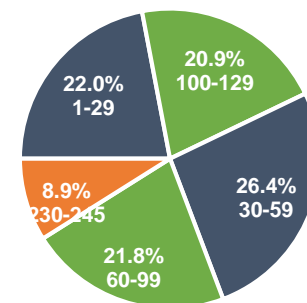
DESTINATIONS

104 Domestic

50 International

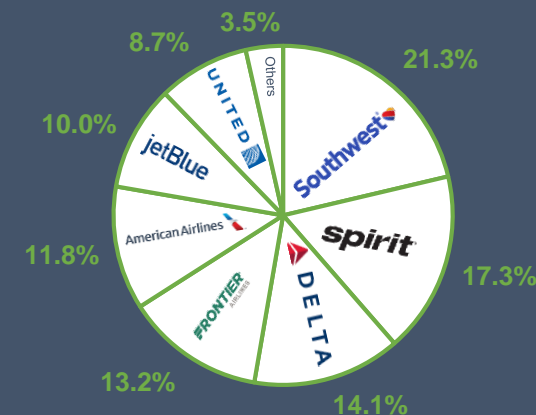
Source: Airline Activity Reports (12-months ended June 2023), Airline Data Inc. Flight Schedule data June 2023 – June 2024)

PASSENGER TERMINAL BALANCE



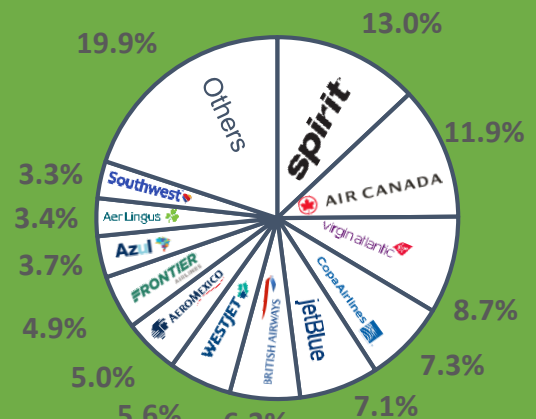
Source: MCO Airline Activity Reports (12-months ended June 2023)

DOMESTIC PASSENGER SHARE



Source: MCO Airline Activity Reports (12-months ended June 2023)

INTERNATIONAL PASSENGER SHARE



Source: MCO Airline Activity Reports (12-months ended June 2023)