

STATSBBOARD


48.1 MILLION ANNUAL PASSENGERS (UP 49.3%)

Rolling 12 Months Ended August 2022

↑ 40.1% **↑ 300.2%**
43.6 million **4.6 million**
 DOMESTIC INTERNATIONAL

131,868 PASSENGERS/DAY
90.5% Domestic
9.5% International

Source: MCO Airline Activity Reports (12 months ended August 2022)

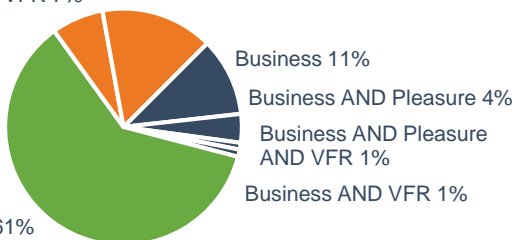


93.6% O&D
6.4% CONNECTING
26% ORIGINATING
2.6 AVERAGE PARTY SIZE

Source: US DOT T100 & O&D database (YE 2021 Q4), 7-Question Online Survey (Mar 2022-Jul 2022)

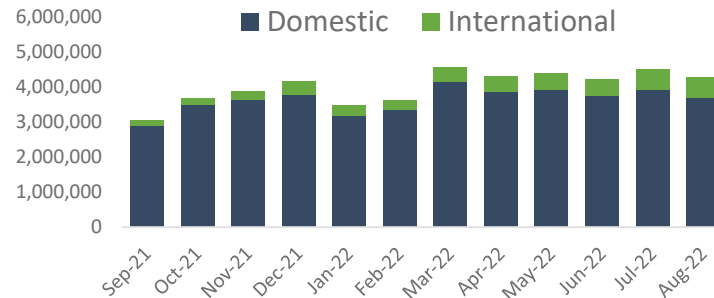
TRIP PURPOSE

Leisure AND VFR 7% Visiting Friends/Relatives 15%



Source: 7-Question Online Survey (Mar 2022-Jul 2022)

MONTHLY PASSENGERS



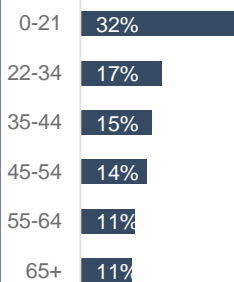
Source: MCO Airline Activity Reports

AIRPORT RANKING

- 2nd – U.S. Ranked by Origin & Destination (O&D) Passengers
- 7th – U.S. Ranked by Total Passengers
- 7th – U.S. Port of Entry for Non-U.S. Residents
- 7th – World Ranked by Total Passengers

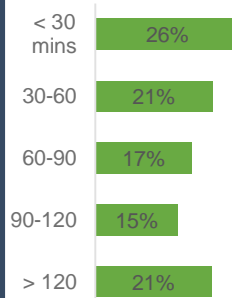


TRAVELER: AGE



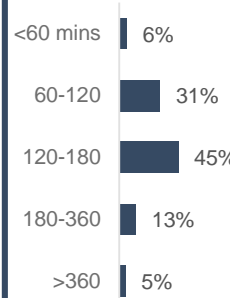
Source

ARRIVAL @ TSA



7-Question Online Survey

DWELL TIME



(Mar 2022-Jul 2022)

ANNUAL OPERATIONS

322,268 (883/day): Passenger Aircraft
347,231 (951/day): All Aircraft

AIRLINES

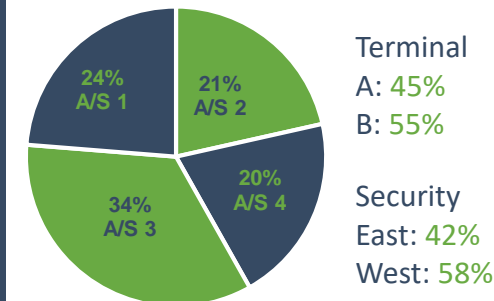
33 Passenger Airlines
7 Cargo Airlines

DESTINATIONS

94 Domestic
44 International

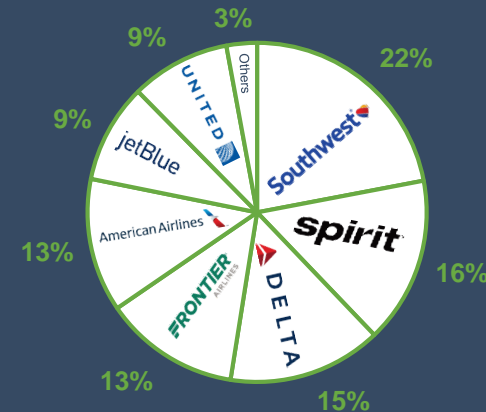
Source: Airline Activity Reports (12-months ended August 2022), Airline Data Inc. Flight Schedule data October 2022 – August 2023

PASSENGER TERMINAL BALANCE



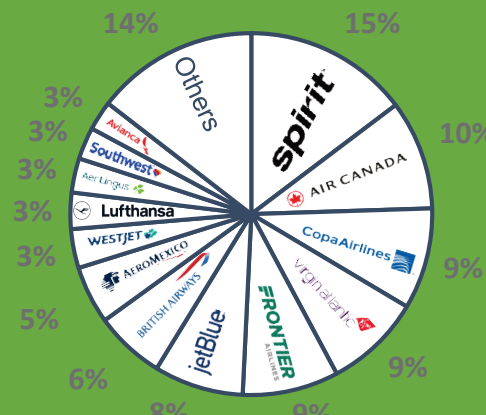
Source: MCO Airline Activity Reports (12-months ended August 2022)

DOMESTIC PASSENGER SHARE



Source: MCO Airline Activity Reports (12-months ended August 2022)

INTERNATIONAL PASSENGER SHARE



Source: MCO Airline Activity Reports (12-months ended August 2022)