

STATSBORARD

47.0 MILLION ANNUAL PASSENGERS (UP 74.8%)

Rolling 12 Months Ended June 2022

↑ 65.4%

↑ 396.1%

43.2 million

3.8 million

DOMESTIC

INTERNATIONAL

128,842 PASSENGERS/DAY

92.0% Domestic

8.0% International

Source: MCO Airline Activity Reports (12-months ended June 2022)



93.6% O&D

6.4% CONNECTING

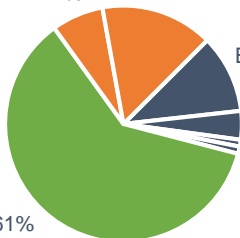
26% ORIGINATING

2.6 AVERAGE PARTY SIZE

Source: US DOT T100 & O&D database (YE 2021 Q4), 7-Question Online Survey (Mar 2022-Jul 2022)

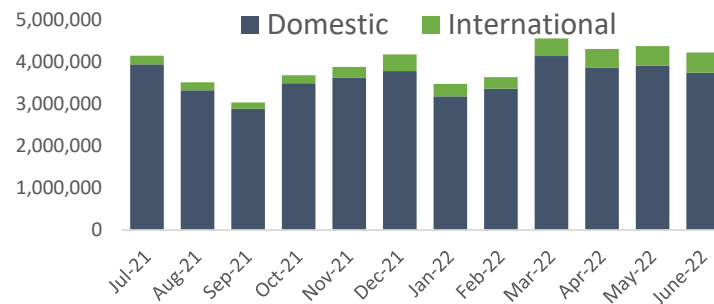
TRIP PURPOSE

Leisure AND VFR 7% Visiting Friends/Relatives 15%



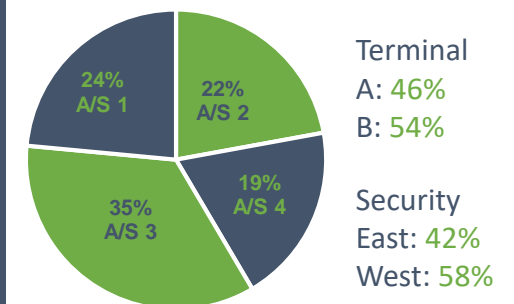
Source: 7-Question Online Survey (Mar 2022-Jul 2022)

MONTHLY PASSENGERS



Source: MCO Airline Activity Reports

PASSENGER TERMINAL BALANCE



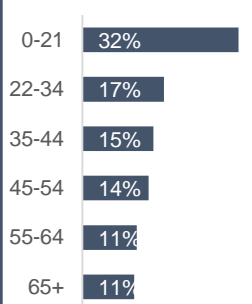
Source: MCO Airline Activity Reports (July 2021 – June 2022)

AIRPORT RANKING

- 2nd – U.S. Ranked by Origin & Destination (O&D) Passengers
- 7th – U.S. Ranked by Total Passengers
- 7th – U.S. Port of Entry for Non-U.S. Residents
- 7th – World Ranked by Total Passengers

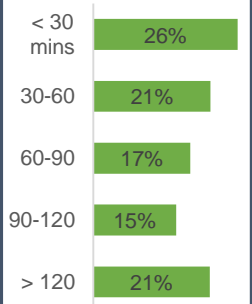


TRAVELER: AGE



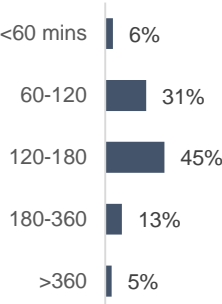
Source

ARRIVAL @ TSA



7-Question Online Survey

DWELL TIME



(Mar 2022-Jul 2022)

ANNUAL OPERATIONS

318,420 (872/day): Passenger Aircraft
343,494 (941/day): All Aircraft

AIRLINES

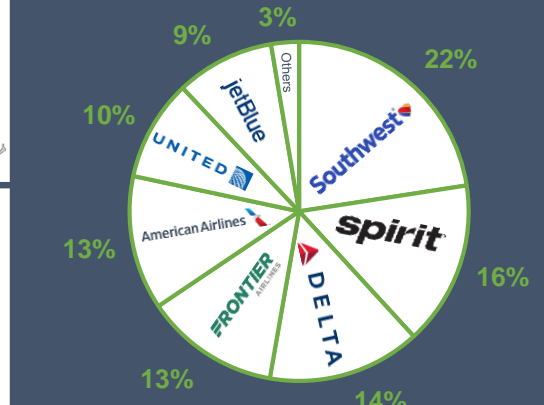
34 Passenger Airlines
6 Cargo Airlines

DESTINATIONS

96 Domestic
48 International

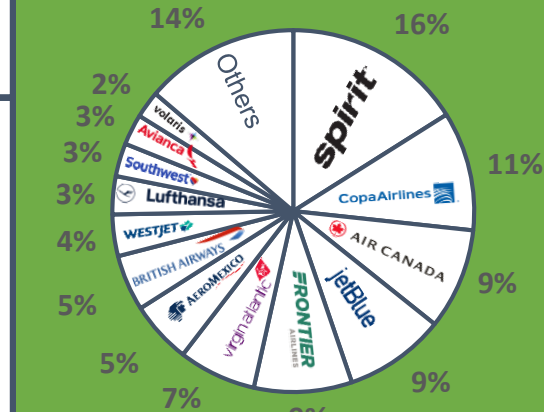
Source: Airline Activity Reports (12-months ended June 2022), Airline Data Inc. Flight Schedule data (July 2022 – May 2023)

DOMESTIC PASSENGER SHARE



Source: MCO Airline Activity Reports (July 2021 – June 2022)

INTERNATIONAL PASSENGER SHARE



Source: MCO Airline Activity Reports (July 2021 – June 2022)