

STATSBORARD


46.6 MILLION ANNUAL PASSENGERS (UP 94.6%)

Rolling 12 Months Ended May 2022

↑ 84.9% **↑ 469.0%**
43.2 million **3.5 million**
 DOMESTIC INTERNATIONAL

127,734 PASSENGERS/DAY
92.6% Domestic
7.4% International

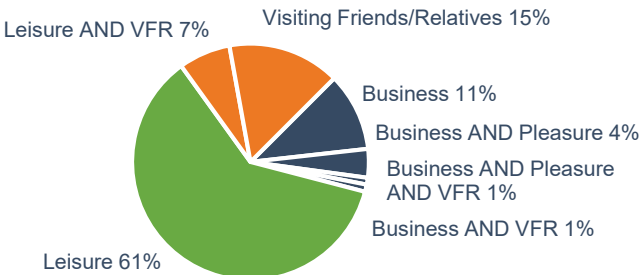
Source: MCO Airline Activity Reports (12 months ended May 2022)



93.6% O&D
6.4% CONNECTING
26% ORIGINATING
2.6 AVERAGE PARTY SIZE

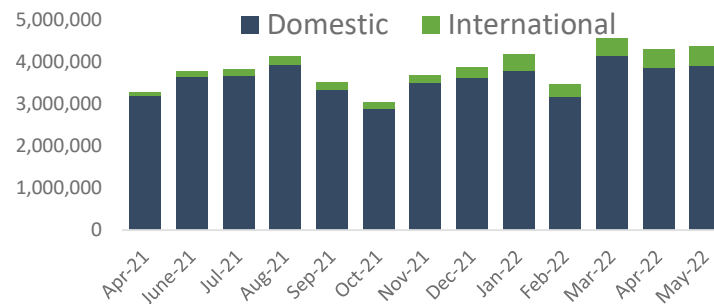
Source: US DOT T100 & O&D database (YE 2021 Q4), 7-Question Online Survey (Mar 2022-Jul 2022)

TRIP PURPOSE



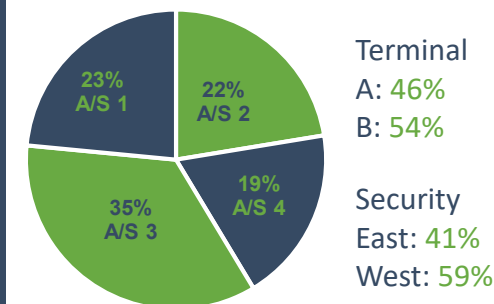
Source: 7-Question Online Survey (Mar 2022-Jul 2022)

MONTHLY PASSENGERS



Source: MCO Airline Activity Reports

PASSENGER TERMINAL BALANCE



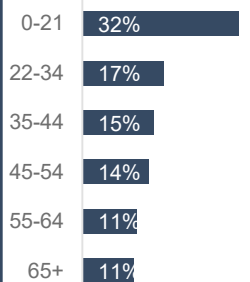
Source: MCO Airline Activity Reports (Jun 2021 – May 2022)

AIRPORT RANKING

- 2nd – U.S. Ranked by Origin & Destination (O&D) Passengers
- 7th – U.S. Ranked by Total Passengers
- 7th – U.S. Port of Entry for Non-U.S. Residents
- 7th – World Ranked by Total Passengers

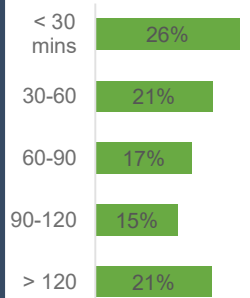


TRAVELER: AGE



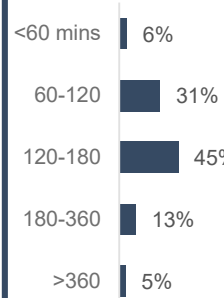
Source

ARRIVAL @ TSA



7-Question Online Survey

DWELL TIME



(Mar 2022-Jul 2022)

ANNUAL OPERATIONS

317,292 (869/day): Passenger Aircraft
342,557 (939/day): All Aircraft

AIRLINES

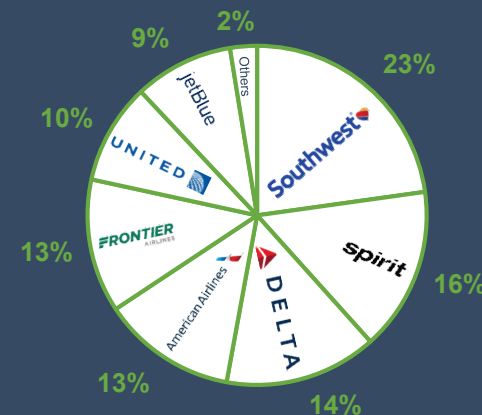
33 Passenger Airlines
7 Cargo Airlines

DESTINATIONS

94 Domestic
49 International

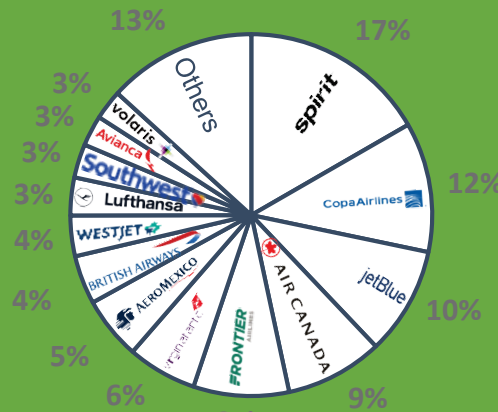
Source: Airline Activity Reports (12-months ended May 2022), Airline Data Inc. Flight Schedule data (July 2022 – April 2023)

DOMESTIC PASSENGER SHARE



Source: MCO Airline Activity Reports (Jun 2021 – May 2022)

INTERNATIONAL PASSENGER SHARE



Source: MCO Airline Activity Reports (Jun 2021 – May 2022)