

STATSBORARD

45.0 MILLION ANNUAL PASSENGERS (UP 157.4%)

Rolling 12 Months Ended March 2022

↑ 147.3%

↑ 585.1%

42.2 million

2.8 million

DOMESTIC

INTERNATIONAL

123,160 PASSENGERS/DAY

93.9% Domestic

6.1% International

Source: MCO Airline Activity Reports (12 months ended March 2022)



94% O&D

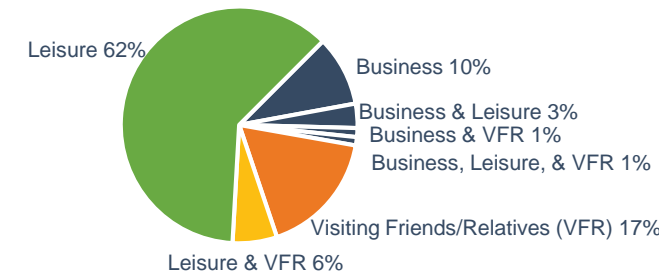
6% CONNECTING

27% ORIGINATING

2.6 AVERAGE PARTY SIZE

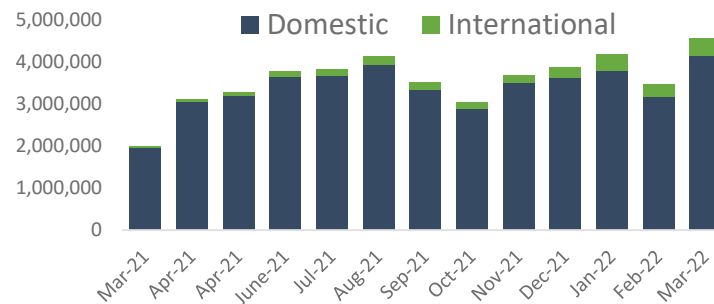
Source: US DOT T100 and O&D databases & 6-Question Online Survey (Mar. 2021-Feb. 2022)

TRIP PURPOSE



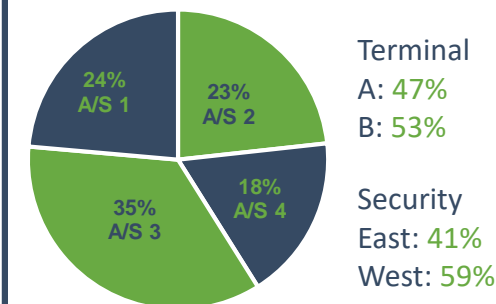
Source: 6-Question Online Survey (Mar 2021-Feb 2022)

MONTHLY PASSENGERS



Source: MCO Airline Activity Reports

PASSENGER TERMINAL BALANCE



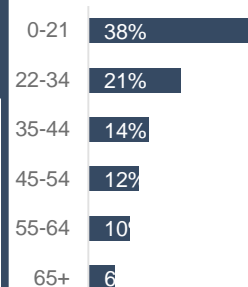
Source: MCO Airline Activity Reports (April 2021 – March 2022)

AIRPORT RANKING

- 2nd – U.S. Ranked by Origin & Destination (O&D) Passengers
- 7th – U.S. Ranked by Total Passengers
- 7th – U.S. Port of Entry for Non-U.S. Residents
- 7th – World Ranked by Total Passengers




PASSENGER: AGE



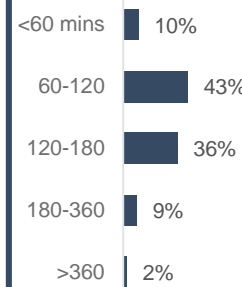
Source:

ARRIVAL @ TSA



Source: 6-Question Online Survey

DWELL TIME



(Mar 2021-Feb 2022)

ANNUAL OPERATIONS

310,616 (850/day): Passenger Aircraft
335,249 (918/day): All Aircraft

AIRLINES

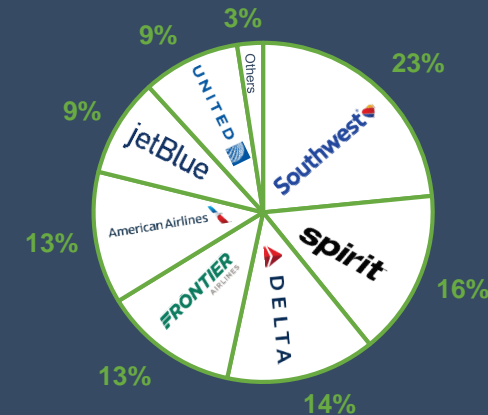
37 Passenger Airlines
5 Cargo Airlines

DESTINATIONS

97 Domestic
46 International

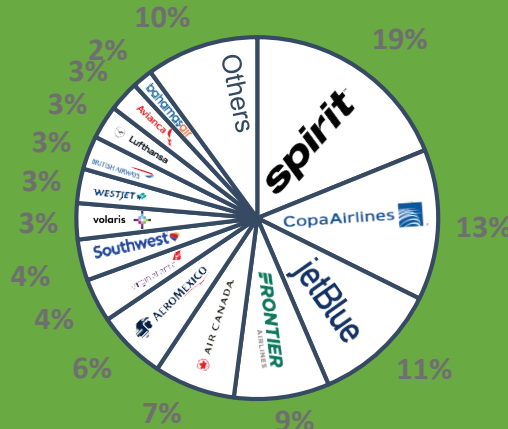
Source: Airline Activity Reports (12-months ended March 2022), Airline Data Inc. Flight Schedule data (February 2022 – December 2022)

DOMESTIC PASSENGER SHARE



Source: MCO Airline Activity Reports (April 2021 – March 2022)

INTERNATIONAL PASSENGER SHARE



Source: MCO Airline Activity Reports (April 2021 – March 2022)