

STATSBORARD

36.2 MILLION ANNUAL PASSENGERS (UP 36.8%)

Rolling 12 Months Ended October 2021

↑ 45.5%

↓ (44.9%)

34.8 million

1.4 million

DOMESTIC


INTERNATIONAL

99,227 PASSENGERS/DAY

96.0% Domestic

4.0% International

Source: MCO Airline Activity Reports (12-months ended October 2021)



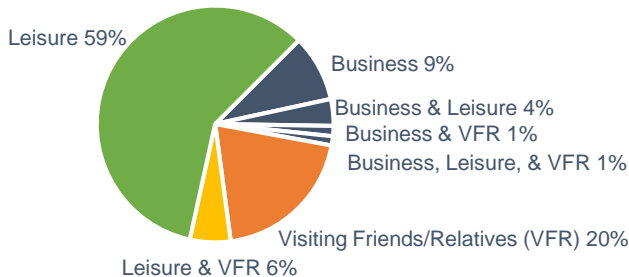
94% O&D

6% CONNECTING

2.7 AVERAGE PARTY SIZE

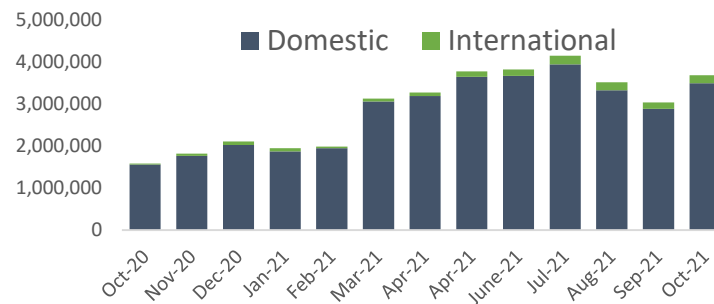
Source: US DOT T100 and O&D databases & 6-Question Online Survey (May 2020-Apr 2021)

TRIP PURPOSE



Source: 6-Question Online Survey (June 2020 - May 2021)

MONTHLY PASSENGERS



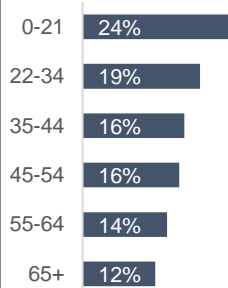
Source: MCO Airline Activity Reports

AIRPORT RANKING

- 27th – World Ranked by Total Passengers
- 9th – U.S. Ranked by Total Passengers
- 7th – U.S. Port of Entry for Non-U.S. Residents
- 3rd – U.S. Ranked by Origin & Destination (O&D) Passengers

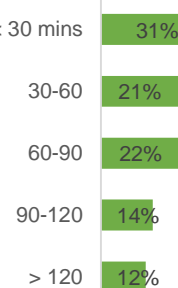


PASSENGER: AGE



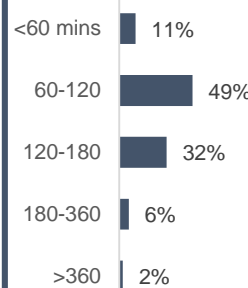
Source:

ARRIVAL @ TSA



Source: 6-Question Online Survey

DWELL TIME



(May 2020-Apr 2021)

ANNUAL OPERATIONS

268,076 (734/day): Passenger Aircraft
290,292 (795/day): All Aircraft

AIRLINES

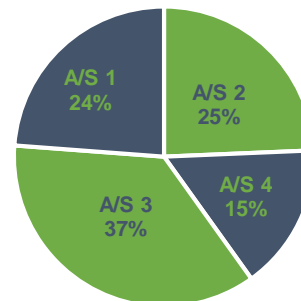
25 Passenger Airlines
6 Cargo Airlines

DESTINATIONS

99 Domestic
51 International

Source: Airline Activity Reports (12-months ended October 2021), Airline Data Inc., Flight Schedule data (12 months ended October 2022)

PASSENGER TERMINAL BALANCE

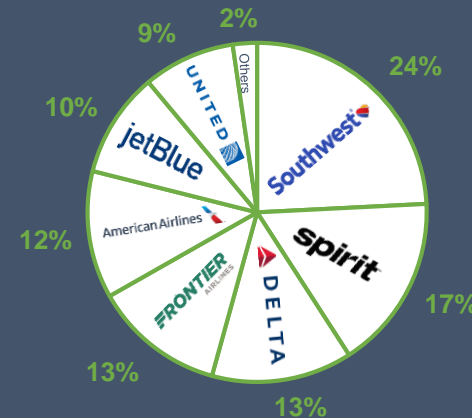


Terminal A: 48%
B: 52%

Security East: 40%
West: 60%

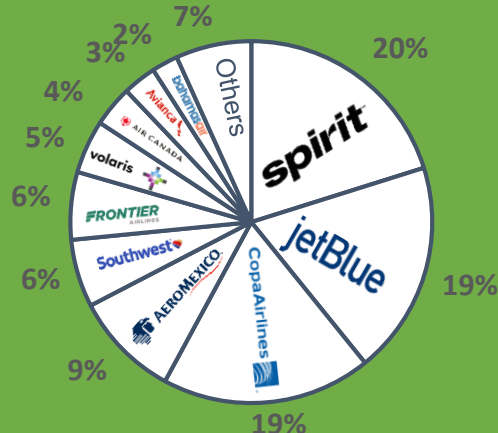
Source: MCO Airline Activity Reports (November 2020 – October 2021)

DOMESTIC PASSENGER SHARE



Source: MCO Airline Activity Reports (November 2020 – October 2021)

INTERNATIONAL PASSENGER SHARE



Source: MCO Airline Activity Reports (November 2020 – October 2021)