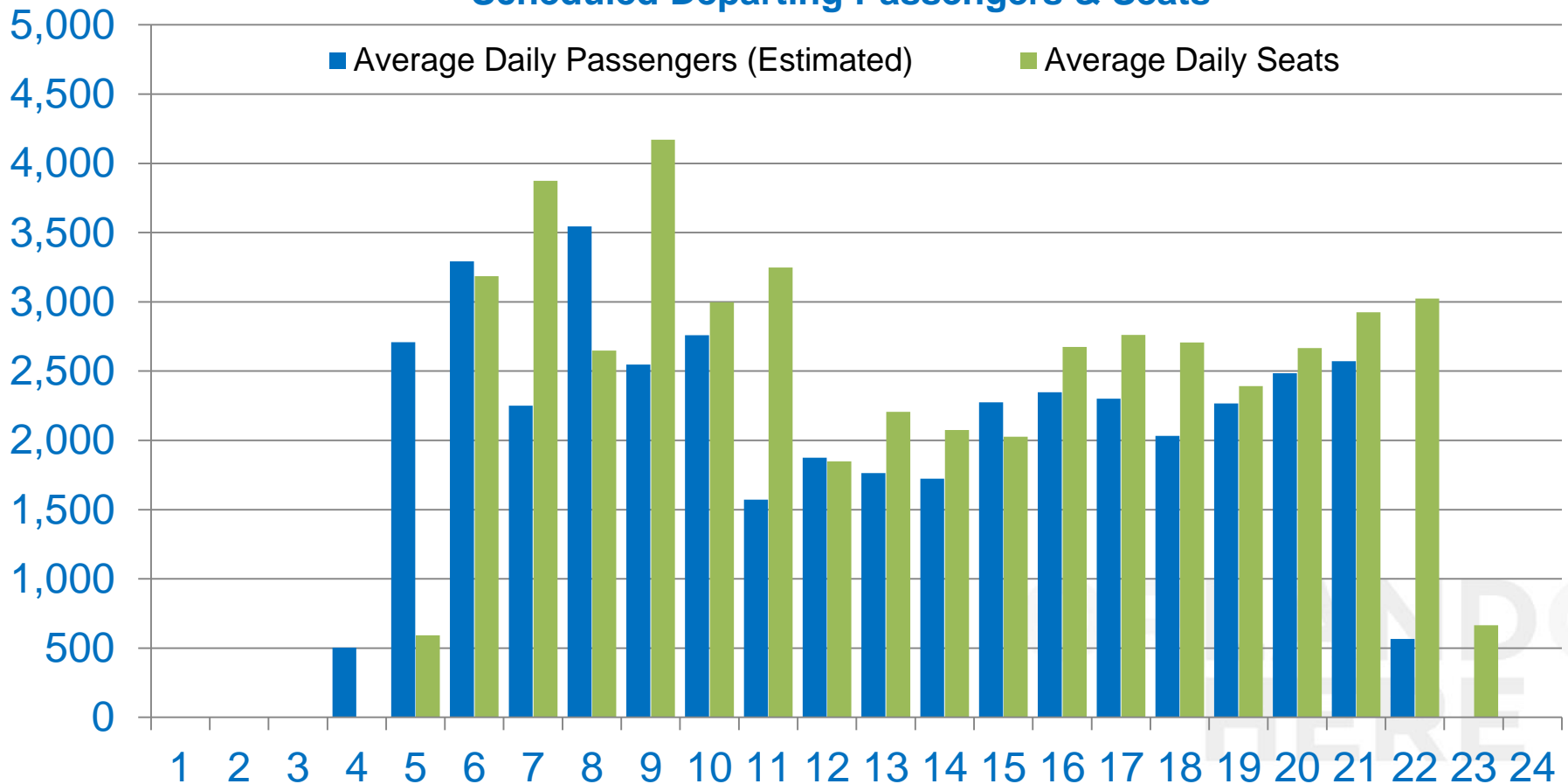




PASSENGER DEMAND – GATES 1-59

June 2023

Scheduled Departing Passengers & Seats

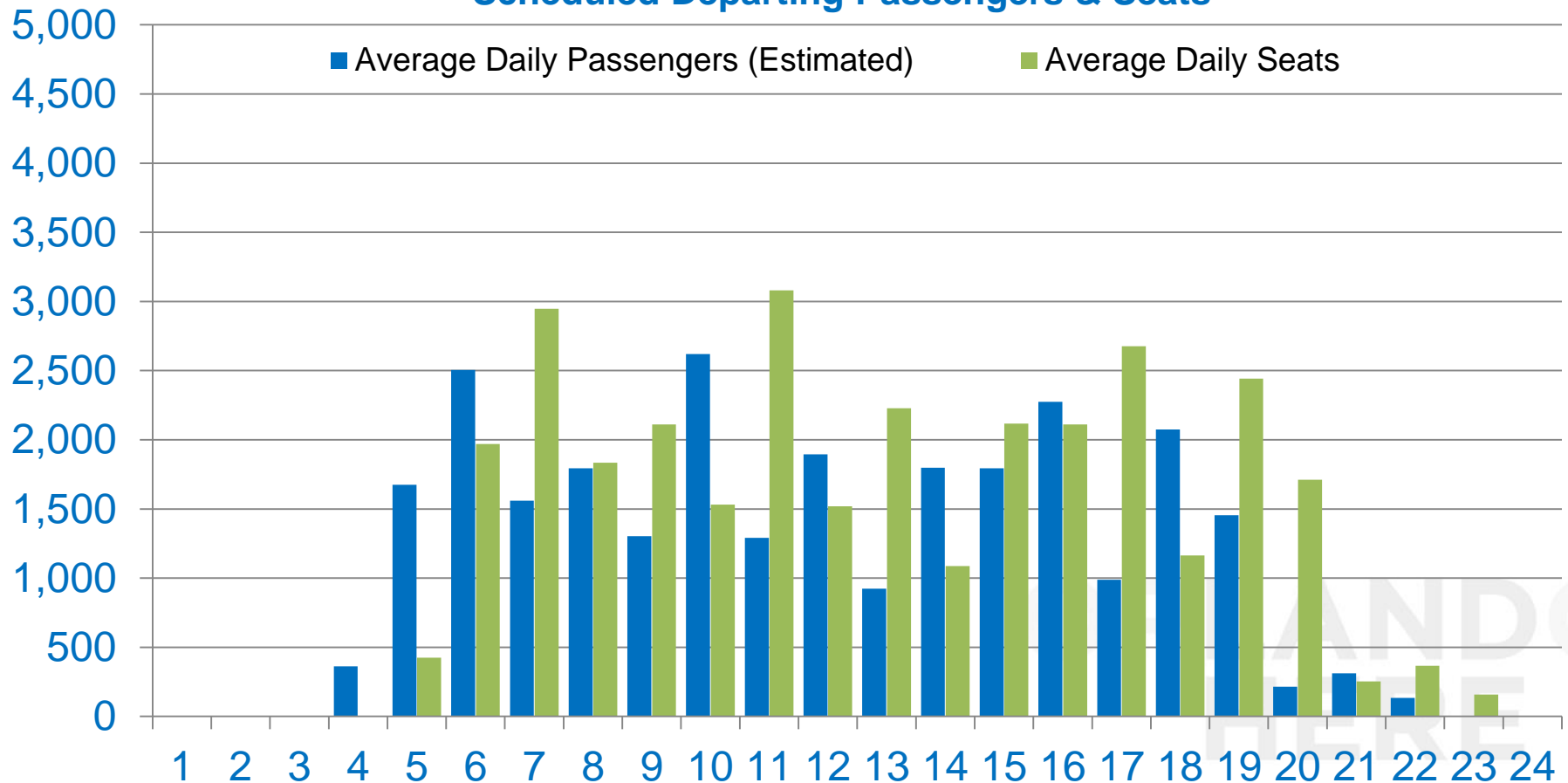




PASSENGER DEMAND – GATES 70-129

June 2023

Scheduled Departing Passengers & Seats

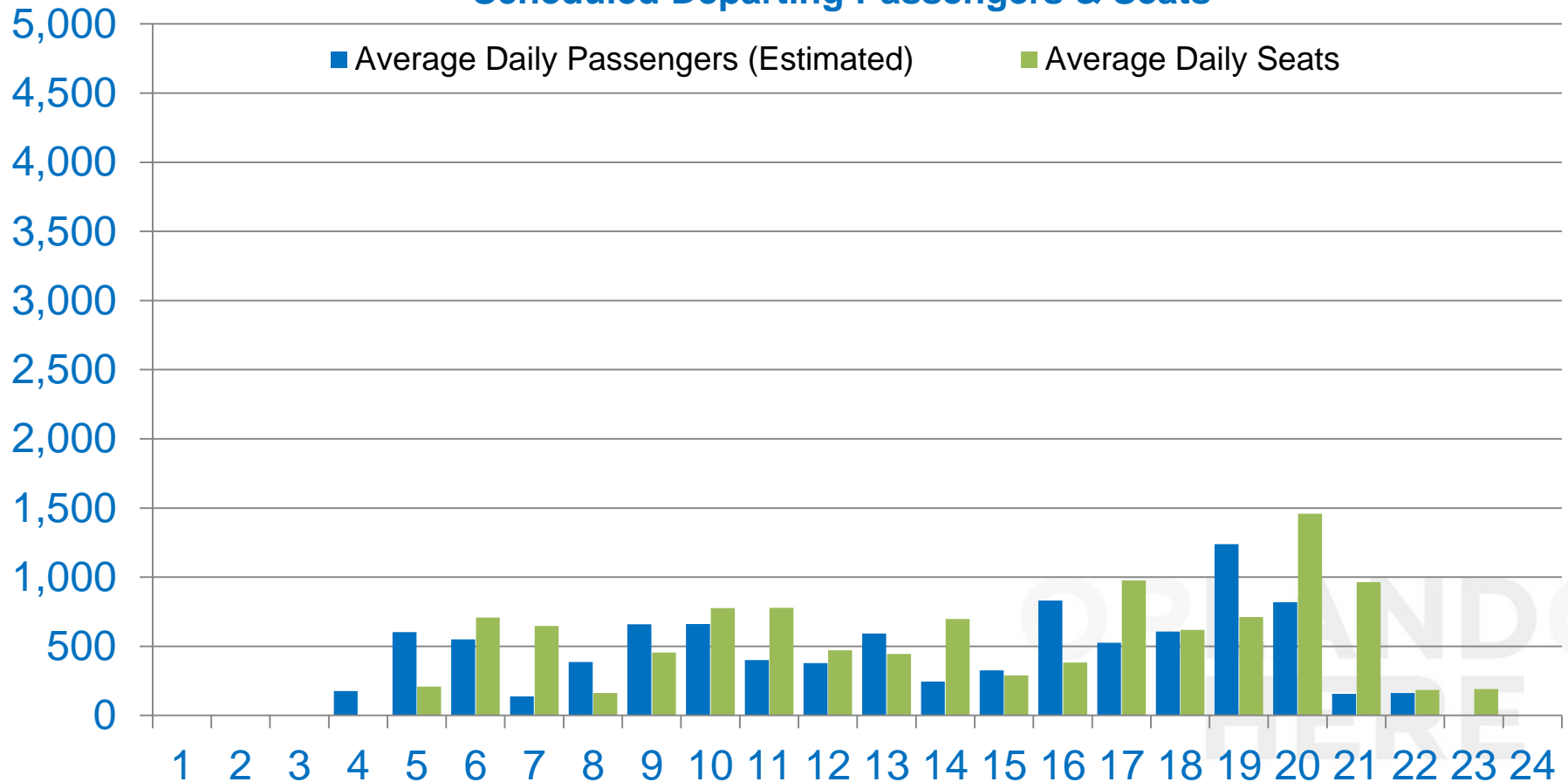




PASSENGER DEMAND – GATES 230-245

June 2023

Scheduled Departing Passengers & Seats



Greater Orlando Aviation Authority - Orlando International Airport (MCO)
Security Checkpoint Profile
June 2023

| <u>Location</u> | <u>Hour</u> | <u>Mon</u> | <u>Tue</u> | <u>Wed</u> | <u>Thu</u> | <u>Fri</u> | <u>Sat</u> | <u>Sun</u> | <u>Week</u> | <u>Average</u> | <u>Percent</u> |
|-------------------------|-------------|---------------|---------------|---------------|---------------|---------------|---------------|---------------|----------------|----------------|----------------|
| Gates 1-29 | | | | | | | | | | | |
| | 4:00 | 349 | 542 | 542 | 349 | 349 | 853 | 544 | 3,528 | 504 | 2.1% |
| | 5:00 | 1,782 | 1,275 | 758 | 1,184 | 1,986 | 1,192 | 1,225 | 9,403 | 1,343 | 5.7% |
| | 6:00 | 1,855 | 1,547 | 2,002 | 2,019 | 1,608 | 1,643 | 1,937 | 12,611 | 1,802 | 7.6% |
| | 7:00 | 1,071 | 997 | 1,108 | 1,387 | 1,071 | 758 | 1,238 | 7,630 | 1,090 | 4.6% |
| | 8:00 | 1,922 | 1,736 | 1,290 | 1,874 | 2,077 | 2,370 | 2,325 | 13,593 | 1,942 | 8.2% |
| | 9:00 | 1,790 | 1,349 | 2,322 | 1,474 | 1,790 | 1,301 | 1,161 | 11,188 | 1,598 | 6.7% |
| | 10:00 | 1,847 | 1,815 | 1,225 | 2,206 | 1,572 | 2,032 | 2,252 | 12,947 | 1,850 | 7.8% |
| | 11:00 | 603 | 304 | 1,025 | 304 | 920 | 864 | 655 | 4,674 | 668 | 2.8% |
| | 12:00 | 1,128 | 1,141 | 921 | 1,294 | 1,712 | 666 | 1,256 | 8,117 | 1,160 | 4.9% |
| | 13:00 | 1,180 | 989 | 1,086 | 1,040 | 1,022 | 1,356 | 1,295 | 7,969 | 1,138 | 4.8% |
| | 14:00 | 916 | 688 | 881 | 1,238 | 966 | 963 | 844 | 6,496 | 928 | 3.9% |
| | 15:00 | 1,222 | 841 | 1,457 | 872 | 1,064 | 2,049 | 1,425 | 8,930 | 1,276 | 5.4% |
| | 16:00 | 1,929 | 1,148 | 1,261 | 980 | 1,771 | 1,267 | 1,138 | 9,492 | 1,356 | 5.7% |
| | 17:00 | 1,156 | 1,765 | 876 | 1,499 | 802 | 1,329 | 1,174 | 8,599 | 1,228 | 5.2% |
| | 18:00 | 648 | 1,459 | 584 | 1,075 | 1,318 | 1,034 | 722 | 6,838 | 977 | 4.1% |
| | 19:00 | 1,982 | 1,168 | 1,209 | 1,916 | 1,979 | 1,346 | 2,496 | 12,095 | 1,728 | 7.3% |
| | 20:00 | 1,285 | 1,394 | 2,046 | 1,971 | 1,489 | 1,813 | 1,563 | 11,562 | 1,652 | 7.0% |
| | 21:00 | 971 | 987 | 1,140 | 816 | 658 | 1,493 | 658 | 6,723 | 960 | 4.0% |
| | 22:00 | 867 | 477 | 661 | 308 | 672 | 468 | 508 | 3,960 | 566 | 2.4% |
| Airside Total | | 24,502 | 21,620 | 22,393 | 23,806 | 24,823 | 24,795 | 24,415 | 166,354 | 23,765 | |
| Daily Percentage | | 14.7% | 13.0% | 13.5% | 14.3% | 14.9% | 14.9% | 14.7% | | | |

Assumed load factor: 85% Assumed arrival at TSA checkpoint: 60 mins. before scheduled departure time

Greater Orlando Aviation Authority - Orlando International Airport (MCO)
Security Checkpoint Profile
June 2023

| <u>Location</u> | <u>Hour</u> | <u>Mon</u> | <u>Tue</u> | <u>Wed</u> | <u>Thu</u> | <u>Fri</u> | <u>Sat</u> | <u>Sun</u> | <u>Week</u> | <u>Average</u> | <u>Percent</u> |
|-------------------------|-------------|---------------|---------------|---------------|---------------|---------------|---------------|---------------|----------------|----------------|----------------|
| Gates 100-129 | | | | | | | | | | | |
| | 5:00 | 1,406 | 1,379 | 1,379 | 1,379 | 1,379 | 1,257 | 1,379 | 9,557 | 1,365 | 7.7% |
| | 6:00 | 1,569 | 1,436 | 1,436 | 1,436 | 1,596 | 1,436 | 1,530 | 10,438 | 1,491 | 8.5% |
| | 7:00 | 1,093 | 932 | 1,093 | 1,093 | 1,093 | 1,822 | 999 | 8,126 | 1,161 | 6.6% |
| | 8:00 | 1,652 | 1,652 | 1,635 | 1,652 | 1,652 | 1,867 | 1,111 | 11,220 | 1,603 | 9.1% |
| | 9:00 | 932 | 932 | 932 | 932 | 932 | 811 | 1,176 | 6,649 | 950 | 5.4% |
| | 10:00 | 784 | 784 | 944 | 784 | 784 | 1,242 | 1,054 | 6,375 | 911 | 5.2% |
| | 11:00 | 823 | 823 | 823 | 823 | 823 | 1,242 | 972 | 6,327 | 904 | 5.1% |
| | 12:00 | 662 | 662 | 662 | 662 | 662 | 893 | 811 | 5,014 | 716 | 4.1% |
| | 13:00 | 541 | 541 | 541 | 541 | 541 | 1,379 | 298 | 4,379 | 626 | 3.6% |
| | 14:00 | 541 | 541 | 701 | 701 | 541 | 1,661 | 877 | 5,562 | 795 | 4.5% |
| | 15:00 | 811 | 811 | 811 | 811 | 811 | 1,731 | 1,203 | 6,988 | 998 | 5.7% |
| | 16:00 | 1,004 | 827 | 988 | 853 | 853 | 1,256 | 1,161 | 6,941 | 992 | 5.6% |
| | 17:00 | 1,105 | 784 | 944 | 1,080 | 1,240 | 1,515 | 836 | 7,504 | 1,072 | 6.1% |
| | 18:00 | 827 | 827 | 827 | 811 | 972 | 1,611 | 1,516 | 7,391 | 1,056 | 6.0% |
| | 19:00 | 513 | 513 | 513 | 513 | 513 | 689 | 513 | 3,770 | 539 | 3.1% |
| | 20:00 | 784 | 784 | 784 | 784 | 784 | 1,257 | 662 | 5,838 | 834 | 4.7% |
| | 21:00 | 1,527 | 1,527 | 1,527 | 1,527 | 1,527 | 1,838 | 1,798 | 11,273 | 1,610 | 9.1% |
| Airside Total | | 16,573 | 15,754 | 16,541 | 16,380 | 16,702 | 23,506 | 17,895 | 123,351 | 17,622 | |
| Daily Percentage | | 13.4% | 12.8% | 13.4% | 13.3% | 13.5% | 19.1% | 14.5% | | | |

Assumed load factor: 85% Assumed arrival at TSA checkpoint: 60 mins. before scheduled departure time

Greater Orlando Aviation Authority - Orlando International Airport (MCO)

Security Checkpoint Profile

June 2023

| <u>Location</u> | <u>Hour</u> | <u>Mon</u> | <u>Tue</u> | <u>Wed</u> | <u>Thu</u> | <u>Fri</u> | <u>Sat</u> | <u>Sun</u> | <u>Week</u> | <u>Average</u> | <u>Percent</u> |
|-------------------------|-------------|---------------|---------------|---------------|---------------|---------------|---------------|---------------|---------------|----------------|----------------|
| Gates 30-59 | | | | | | | | | | | |
| | 4:00 | 323 | 162 | 162 | 323 | 323 | 323 | 323 | 1,938 | 277 | 2.1% |
| | 5:00 | 642 | 642 | 642 | 642 | 642 | 808 | 642 | 4,659 | 666 | 5.0% |
| | 6:00 | 1,551 | 1,551 | 1,551 | 1,551 | 1,551 | 1,385 | 1,551 | 10,692 | 1,527 | 11.5% |
| | 7:00 | 836 | 836 | 836 | 836 | 836 | 977 | 836 | 5,990 | 856 | 6.4% |
| | 8:00 | 1,257 | 1,257 | 1,257 | 1,257 | 1,257 | 1,116 | 1,257 | 8,659 | 1,237 | 9.3% |
| | 9:00 | 621 | 621 | 621 | 621 | 621 | 610 | 621 | 4,338 | 620 | 4.7% |
| | 10:00 | 957 | 957 | 957 | 957 | 1,109 | 957 | 1,109 | 7,004 | 1,001 | 7.5% |
| | 11:00 | 753 | 915 | 915 | 753 | 601 | 607 | 601 | 5,144 | 735 | 5.5% |
| | 12:00 | 1,091 | 1,091 | 1,091 | 1,091 | 1,080 | 1,080 | 1,066 | 7,587 | 1,084 | 8.2% |
| | 13:00 | 451 | 451 | 451 | 451 | 451 | 451 | 451 | 3,154 | 451 | 3.4% |
| | 14:00 | 758 | 758 | 758 | 758 | 758 | 758 | 758 | 5,307 | 758 | 5.7% |
| | 15:00 | 797 | 797 | 797 | 797 | 797 | 808 | 654 | 5,449 | 778 | 5.9% |
| | 16:00 | 1,389 | 1,243 | 1,243 | 1,389 | 1,389 | 1,370 | 1,216 | 9,239 | 1,320 | 9.9% |
| | 17:00 | 455 | 293 | 293 | 455 | 455 | 616 | 621 | 3,188 | 455 | 3.4% |
| | 18:00 | 935 | 935 | 935 | 935 | 935 | 774 | 910 | 6,359 | 908 | 6.8% |
| | 19:00 | 595 | 595 | 595 | 595 | 595 | 595 | 595 | 4,165 | 595 | 4.5% |
| | 21:00 | 0 | 0 | 0 | 0 | 0 | 162 | 0 | 162 | 23 | 0.2% |
| Airside Total | | 13,410 | 13,103 | 13,103 | 13,410 | 13,399 | 13,396 | 13,212 | 93,033 | 13,290 | |
| Daily Percentage | | 14.4% | 14.1% | 14.1% | 14.4% | 14.4% | 14.4% | 14.2% | | | |

Assumed load factor:

85%

Assumed arrival at TSA checkpoint:

60 mins. before scheduled departure time

Greater Orlando Aviation Authority - Orlando International Airport (MCO)
Security Checkpoint Profile
June 2023

| <u>Location</u> | <u>Hour</u> | <u>Mon</u> | <u>Tue</u> | <u>Wed</u> | <u>Thu</u> | <u>Fri</u> | <u>Sat</u> | <u>Sun</u> | <u>Week</u> | <u>Average</u> | <u>Percent</u> |
|-------------------------|-------------|---------------|---------------|---------------|---------------|---------------|---------------|---------------|---------------|----------------|----------------|
| Gates 70-99 | | | | | | | | | | | |
| | 4:00 | 199 | 0 | 0 | 199 | 199 | 0 | 0 | 597 | 85 | 0.6% |
| | 5:00 | 992 | 992 | 992 | 992 | 992 | 1,108 | 992 | 7,059 | 1,008 | 7.4% |
| | 6:00 | 944 | 944 | 973 | 944 | 944 | 976 | 1,121 | 6,844 | 978 | 7.1% |
| | 7:00 | 813 | 660 | 660 | 660 | 818 | 660 | 660 | 4,928 | 704 | 5.1% |
| | 8:00 | 468 | 468 | 468 | 626 | 468 | 626 | 784 | 3,905 | 558 | 4.1% |
| | 9:00 | 666 | 666 | 666 | 666 | 666 | 782 | 666 | 4,780 | 683 | 5.0% |
| | 10:00 | 1,420 | 1,783 | 1,596 | 1,568 | 1,568 | 1,771 | 1,623 | 11,331 | 1,619 | 11.8% |
| | 11:00 | 652 | 489 | 489 | 647 | 489 | 489 | 647 | 3,901 | 557 | 4.1% |
| | 12:00 | 779 | 779 | 779 | 897 | 897 | 785 | 757 | 5,673 | 810 | 5.9% |
| | 13:00 | 551 | 592 | 607 | 332 | 332 | 449 | 456 | 3,318 | 474 | 3.5% |
| | 14:00 | 1,026 | 1,052 | 998 | 1,052 | 1,052 | 1,052 | 1,052 | 7,285 | 1,041 | 7.6% |
| | 15:00 | 1,059 | 957 | 1,059 | 957 | 1,059 | 931 | 1,093 | 7,115 | 1,016 | 7.4% |
| | 16:00 | 932 | 791 | 927 | 927 | 927 | 1,097 | 1,080 | 6,683 | 955 | 7.0% |
| | 17:00 | 805 | 298 | 523 | 298 | 987 | 298 | 523 | 3,732 | 533 | 3.9% |
| | 18:00 | 1,425 | 1,102 | 955 | 1,426 | 1,119 | 792 | 1,348 | 8,169 | 1,167 | 8.5% |
| | 19:00 | 757 | 677 | 677 | 810 | 810 | 1,095 | 1,193 | 6,018 | 860 | 6.3% |
| | 20:00 | 332 | 0 | 0 | 332 | 332 | 162 | 354 | 1,511 | 216 | 1.6% |
| | 21:00 | 337 | 337 | 337 | 337 | 337 | 337 | 0 | 2,025 | 289 | 2.1% |
| | 22:00 | 0 | 238 | 0 | 238 | 0 | 238 | 224 | 938 | 134 | 1.0% |
| Airside Total | | 14,158 | 12,826 | 12,706 | 13,908 | 13,995 | 13,647 | 14,573 | 95,812 | 13,687 | |
| Daily Percentage | | 14.8% | 13.4% | 13.3% | 14.5% | 14.6% | 14.2% | 15.2% | | | |

Assumed load factor: 85% Assumed arrival at TSA checkpoint: 60 mins. before scheduled departure time

Greater Orlando Aviation Authority - Orlando International Airport (MCO)
Security Checkpoint Profile
June 2023

| <u>Location</u> | <u>Hour</u> | <u>Mon</u> | <u>Tue</u> | <u>Wed</u> | <u>Thu</u> | <u>Fri</u> | <u>Sat</u> | <u>Sun</u> | <u>Week</u> | <u>Average</u> | <u>Percent</u> |
|-------------------|-------------|------------|------------|------------|------------|------------|------------|------------|-------------|----------------|----------------|
| Terminal C | | | | | | | | | | | |
| | 4:00 | 138 | 138 | 138 | 275 | 275 | 138 | 138 | 1,239 | 177 | 1.3% |
| | 5:00 | 668 | 668 | 668 | 498 | 617 | 617 | 479 | 4,216 | 602 | 4.4% |
| | 6:00 | 551 | 551 | 551 | 551 | 551 | 551 | 551 | 3,856 | 551 | 4.0% |
| | 7:00 | 138 | 138 | 138 | 138 | 138 | 138 | 138 | 964 | 138 | 1.0% |
| | 8:00 | 275 | 275 | 275 | 403 | 403 | 541 | 541 | 2,713 | 388 | 2.8% |
| | 9:00 | 796 | 658 | 658 | 626 | 626 | 626 | 626 | 4,614 | 659 | 4.8% |
| | 10:00 | 541 | 541 | 541 | 753 | 753 | 753 | 753 | 4,634 | 662 | 4.8% |
| | 11:00 | 541 | 413 | 413 | 360 | 360 | 360 | 360 | 2,808 | 401 | 2.9% |
| | 12:00 | 436 | 275 | 426 | 403 | 564 | 275 | 275 | 2,655 | 379 | 2.8% |
| | 13:00 | 721 | 583 | 583 | 660 | 541 | 530 | 530 | 4,148 | 593 | 4.3% |
| | 14:00 | 391 | 255 | 391 | 138 | 274 | 138 | 138 | 1,724 | 246 | 1.8% |
| | 15:00 | 360 | 275 | 413 | 308 | 308 | 308 | 308 | 2,280 | 326 | 2.4% |
| | 16:00 | 968 | 968 | 830 | 693 | 693 | 830 | 830 | 5,813 | 830 | 6.1% |
| | 17:00 | 445 | 445 | 583 | 573 | 573 | 488 | 573 | 3,681 | 526 | 3.8% |
| | 18:00 | 496 | 496 | 506 | 686 | 686 | 686 | 686 | 4,241 | 606 | 4.4% |
| | 19:00 | 1,239 | 1,505 | 976 | 1,231 | 1,224 | 1,231 | 1,272 | 8,679 | 1,240 | 9.1% |
| | 20:00 | 825 | 811 | 1,462 | 578 | 592 | 879 | 592 | 5,738 | 820 | 6.0% |
| | 21:00 | 0 | 0 | 0 | 275 | 275 | 275 | 275 | 1,102 | 157 | 1.1% |
| | 22:00 | 138 | 138 | 308 | 138 | 138 | 138 | 138 | 1,134 | 162 | 1.2% |

| | | | | | | | | | |
|-------------------------|--------------|--------------|--------------|--------------|--------------|--------------|--------------|---------------|--------------|
| Terminal C Total | 9,665 | 9,133 | 9,859 | 9,285 | 9,589 | 9,501 | 9,203 | 66,236 | 9,462 |
|-------------------------|--------------|--------------|--------------|--------------|--------------|--------------|--------------|---------------|--------------|

| | | | | | | | |
|-------------------------|--------------|--------------|--------------|--------------|--------------|--------------|--------------|
| Daily Percentage | 14.6% | 13.8% | 14.9% | 14.0% | 14.5% | 14.3% | 13.9% |
|-------------------------|--------------|--------------|--------------|--------------|--------------|--------------|--------------|

Assumed load factor: 85% Assumed arrival at TSA checkpoint: 60 mins. before scheduled departure time

Greater Orlando Aviation Authority - Orlando International Airport (MCO)
Security Checkpoint Profile
June 2023

| <u>Location</u> | <u>Hour</u> | <u>Mon</u> | <u>Tue</u> | <u>Wed</u> | <u>Thu</u> | <u>Fri</u> | <u>Sat</u> | <u>Sun</u> | <u>Week</u> | <u>Average</u> | <u>Percent</u> |
|-------------------------|-------------|---------------|---------------|---------------|---------------|---------------|---------------|---------------|----------------|----------------|----------------|
| Terminal A | 4:00 | 349 | 542 | 542 | 349 | 349 | 853 | 544 | 3,528 | 504 | 1.2% |
| | 5:00 | 3,188 | 2,654 | 2,137 | 2,563 | 3,365 | 2,449 | 2,604 | 18,959 | 2,708 | 6.5% |
| | 6:00 | 3,424 | 2,983 | 3,437 | 3,454 | 3,205 | 3,079 | 3,467 | 23,049 | 3,293 | 8.0% |
| | 7:00 | 2,164 | 1,930 | 2,202 | 2,480 | 2,164 | 2,581 | 2,236 | 15,756 | 2,251 | 5.4% |
| | 8:00 | 3,573 | 3,387 | 2,926 | 3,526 | 3,728 | 4,237 | 3,436 | 24,813 | 3,545 | 8.6% |
| | 9:00 | 2,723 | 2,281 | 3,255 | 2,406 | 2,723 | 2,112 | 2,337 | 17,836 | 2,548 | 6.2% |
| | 10:00 | 2,631 | 2,598 | 2,169 | 2,989 | 2,355 | 3,273 | 3,306 | 19,322 | 2,760 | 6.7% |
| | 11:00 | 1,425 | 1,127 | 1,848 | 1,127 | 1,743 | 2,105 | 1,626 | 11,002 | 1,572 | 3.8% |
| | 12:00 | 1,790 | 1,803 | 1,583 | 1,956 | 2,374 | 1,558 | 2,067 | 13,131 | 1,876 | 4.5% |
| | 13:00 | 1,720 | 1,530 | 1,627 | 1,581 | 1,562 | 2,734 | 1,593 | 12,348 | 1,764 | 4.3% |
| | 14:00 | 1,457 | 1,228 | 1,582 | 1,940 | 1,506 | 2,624 | 1,721 | 12,058 | 1,723 | 4.2% |
| | 15:00 | 2,033 | 1,652 | 2,268 | 1,683 | 1,875 | 3,780 | 2,627 | 15,918 | 2,274 | 5.5% |
| | 16:00 | 2,933 | 1,975 | 2,248 | 1,833 | 2,623 | 2,523 | 2,299 | 16,433 | 2,348 | 5.7% |
| | 17:00 | 2,261 | 2,548 | 1,820 | 2,578 | 2,043 | 2,843 | 2,010 | 16,103 | 2,300 | 5.6% |
| | 18:00 | 1,475 | 2,286 | 1,411 | 1,886 | 2,289 | 2,644 | 2,238 | 14,229 | 2,033 | 4.9% |
| | 19:00 | 2,496 | 1,681 | 1,722 | 2,429 | 2,492 | 2,035 | 3,009 | 15,864 | 2,266 | 5.5% |
| | 20:00 | 2,069 | 2,178 | 2,830 | 2,755 | 2,273 | 3,070 | 2,225 | 17,400 | 2,486 | 6.0% |
| | 21:00 | 2,498 | 2,514 | 2,667 | 2,343 | 2,185 | 3,331 | 2,456 | 17,995 | 2,571 | 6.2% |
| | 22:00 | 867 | 477 | 661 | 308 | 672 | 468 | 508 | 3,960 | 566 | 1.4% |
| Terminal A Total | | 41,075 | 37,374 | 38,934 | 40,186 | 41,525 | 48,300 | 42,310 | 289,705 | 41,386 | |
| Daily Percentage | | 14.2% | 12.9% | 13.4% | 13.9% | 14.3% | 16.7% | 14.6% | | | |

Assumed load factor: 85%

Assumed arrival at TSA checkpoint: 60 mins. before scheduled departure time

Greater Orlando Aviation Authority - Orlando International Airport (MCO)
Security Checkpoint Profile
June 2023

| <u>Location</u> | <u>Hour</u> | <u>Mon</u> | <u>Tue</u> | <u>Wed</u> | <u>Thu</u> | <u>Fri</u> | <u>Sat</u> | <u>Sun</u> | <u>Week</u> | <u>Average</u> | <u>Percent</u> |
|-------------------------|-------------|---------------|---------------|---------------|---------------|---------------|---------------|---------------|----------------|----------------|----------------|
| Terminal B | 4:00 | 522 | 162 | 162 | 522 | 522 | 323 | 323 | 2,535 | 362 | 1.3% |
| | 5:00 | 1,634 | 1,634 | 1,634 | 1,634 | 1,634 | 1,916 | 1,634 | 11,718 | 1,674 | 6.2% |
| | 6:00 | 2,495 | 2,495 | 2,525 | 2,495 | 2,495 | 2,360 | 2,672 | 17,536 | 2,505 | 9.3% |
| | 7:00 | 1,648 | 1,495 | 1,495 | 1,495 | 1,653 | 1,636 | 1,495 | 10,918 | 1,560 | 5.8% |
| | 8:00 | 1,725 | 1,725 | 1,725 | 1,883 | 1,725 | 1,742 | 2,041 | 12,564 | 1,795 | 6.7% |
| | 9:00 | 1,288 | 1,288 | 1,288 | 1,288 | 1,288 | 1,392 | 1,288 | 9,119 | 1,303 | 4.8% |
| | 10:00 | 2,377 | 2,740 | 2,553 | 2,525 | 2,678 | 2,729 | 2,732 | 18,335 | 2,619 | 9.7% |
| | 11:00 | 1,405 | 1,403 | 1,403 | 1,400 | 1,090 | 1,096 | 1,248 | 9,045 | 1,292 | 4.8% |
| | 12:00 | 1,870 | 1,870 | 1,870 | 1,987 | 1,976 | 1,864 | 1,822 | 13,260 | 1,894 | 7.0% |
| | 13:00 | 1,001 | 1,042 | 1,057 | 782 | 782 | 899 | 907 | 6,471 | 924 | 3.4% |
| | 14:00 | 1,784 | 1,811 | 1,756 | 1,811 | 1,811 | 1,811 | 1,811 | 12,593 | 1,799 | 6.7% |
| | 15:00 | 1,856 | 1,754 | 1,856 | 1,754 | 1,856 | 1,739 | 1,747 | 12,564 | 1,795 | 6.7% |
| | 16:00 | 2,321 | 2,034 | 2,170 | 2,316 | 2,316 | 2,467 | 2,297 | 15,921 | 2,274 | 8.4% |
| | 17:00 | 1,260 | 592 | 816 | 753 | 1,442 | 915 | 1,144 | 6,921 | 989 | 3.7% |
| | 18:00 | 2,360 | 2,037 | 1,890 | 2,361 | 2,054 | 1,566 | 2,258 | 14,527 | 2,075 | 7.7% |
| | 19:00 | 1,352 | 1,272 | 1,272 | 1,405 | 1,405 | 1,690 | 1,788 | 10,183 | 1,455 | 5.4% |
| | 20:00 | 332 | 0 | 0 | 332 | 332 | 162 | 354 | 1,511 | 216 | 0.8% |
| | 21:00 | 337 | 337 | 337 | 337 | 337 | 499 | 0 | 2,186 | 312 | 1.2% |
| | 22:00 | 0 | 238 | 0 | 238 | 0 | 238 | 224 | 938 | 134 | 0.5% |
| Terminal B Total | | 27,568 | 25,928 | 25,809 | 27,318 | 27,395 | 27,043 | 27,785 | 188,845 | 26,978 | |
| Daily Percentage | | 14.6% | 13.7% | 13.7% | 14.5% | 14.5% | 14.3% | 14.7% | | | |

Assumed load factor: 85% Assumed arrival at TSA checkpoint: 60 mins. before scheduled departure time

Greater Orlando Aviation Authority - Orlando International Airport (MCO)
Security Checkpoint Profile
June 2023

| <u>Location</u> | <u>Hour</u> | <u>Mon</u> | <u>Tue</u> | <u>Wed</u> | <u>Thu</u> | <u>Fri</u> | <u>Sat</u> | <u>Sun</u> | <u>Week</u> | <u>Average</u> | <u>Percent</u> |
|-------------------------|-------------|---------------|---------------|---------------|---------------|---------------|---------------|---------------|----------------|----------------|----------------|
| West Checkpoint | 4:00 | 672 | 704 | 704 | 672 | 672 | 1,176 | 867 | 5,466 | 781 | 2.1% |
| | 5:00 | 2,424 | 1,917 | 1,400 | 1,826 | 2,628 | 2,000 | 1,867 | 14,062 | 2,009 | 5.4% |
| | 6:00 | 3,406 | 3,098 | 3,553 | 3,570 | 3,159 | 3,028 | 3,488 | 23,303 | 3,329 | 9.0% |
| | 7:00 | 1,907 | 1,833 | 1,944 | 2,223 | 1,907 | 1,735 | 2,073 | 13,620 | 1,946 | 5.3% |
| | 8:00 | 3,179 | 2,993 | 2,547 | 3,131 | 3,334 | 3,486 | 3,582 | 22,252 | 3,179 | 8.6% |
| | 9:00 | 2,411 | 1,970 | 2,944 | 2,095 | 2,411 | 1,912 | 1,782 | 15,526 | 2,218 | 6.0% |
| | 10:00 | 2,804 | 2,772 | 2,182 | 3,163 | 2,681 | 2,989 | 3,361 | 19,951 | 2,850 | 7.7% |
| | 11:00 | 1,356 | 1,219 | 1,940 | 1,057 | 1,521 | 1,471 | 1,255 | 9,818 | 1,403 | 3.8% |
| | 12:00 | 2,219 | 2,231 | 2,011 | 2,384 | 2,791 | 1,745 | 2,322 | 15,704 | 2,243 | 6.1% |
| | 13:00 | 1,630 | 1,440 | 1,537 | 1,491 | 1,472 | 1,806 | 1,746 | 11,122 | 1,589 | 4.3% |
| | 14:00 | 1,675 | 1,446 | 1,639 | 1,997 | 1,724 | 1,721 | 1,602 | 11,803 | 1,686 | 4.6% |
| | 15:00 | 2,020 | 1,638 | 2,254 | 1,669 | 1,862 | 2,858 | 2,078 | 14,379 | 2,054 | 5.5% |
| | 16:00 | 3,318 | 2,390 | 2,503 | 2,369 | 3,159 | 2,637 | 2,355 | 18,731 | 2,676 | 7.2% |
| | 17:00 | 1,611 | 2,058 | 1,169 | 1,953 | 1,257 | 1,945 | 1,795 | 11,788 | 1,684 | 4.5% |
| | 18:00 | 1,583 | 2,394 | 1,519 | 2,010 | 2,253 | 1,807 | 1,632 | 13,197 | 1,885 | 5.1% |
| | 19:00 | 2,577 | 1,763 | 1,804 | 2,511 | 2,574 | 1,941 | 3,091 | 16,260 | 2,323 | 6.3% |
| | 20:00 | 1,285 | 1,394 | 2,046 | 1,971 | 1,489 | 1,813 | 1,563 | 11,562 | 1,652 | 4.5% |
| | 21:00 | 971 | 987 | 1,140 | 816 | 658 | 1,655 | 658 | 6,884 | 983 | 2.7% |
| | 22:00 | 867 | 477 | 661 | 308 | 672 | 468 | 508 | 3,960 | 566 | 1.5% |
| Checkpoint Total | | 37,913 | 34,723 | 35,496 | 37,216 | 38,223 | 38,191 | 37,626 | 259,387 | 37,055 | |
| Daily Percentage | | 14.6% | 13.4% | 13.7% | 14.3% | 14.7% | 14.7% | 14.5% | | | |

Assumed load factor: 85% Assumed arrival at TSA checkpoint: 60 mins. before scheduled departure time

Greater Orlando Aviation Authority - Orlando International Airport (MCO)

Security Checkpoint Profile

June 2023

| <u>Location</u> | <u>Hour</u> | <u>Mon</u> | <u>Tue</u> | <u>Wed</u> | <u>Thu</u> | <u>Fri</u> | <u>Sat</u> | <u>Sun</u> | <u>Week</u> | <u>Average</u> | <u>Percent</u> |
|-------------------------|-------------|---------------|---------------|---------------|---------------|---------------|---------------|---------------|----------------|----------------|----------------|
| East Checkpoint | | | | | | | | | | | |
| | 4:00 | 199 | 0 | 0 | 199 | 199 | 0 | 0 | 597 | 85 | 0.3% |
| | 5:00 | 2,398 | 2,371 | 2,371 | 2,371 | 2,371 | 2,365 | 2,371 | 16,616 | 2,374 | 7.6% |
| | 6:00 | 2,513 | 2,379 | 2,409 | 2,379 | 2,540 | 2,411 | 2,651 | 17,282 | 2,469 | 7.9% |
| | 7:00 | 1,906 | 1,592 | 1,753 | 1,753 | 1,911 | 2,482 | 1,658 | 13,054 | 1,865 | 6.0% |
| | 8:00 | 2,119 | 2,119 | 2,103 | 2,277 | 2,119 | 2,493 | 1,895 | 15,125 | 2,161 | 6.9% |
| | 9:00 | 1,599 | 1,599 | 1,599 | 1,599 | 1,599 | 1,593 | 1,842 | 11,429 | 1,633 | 5.2% |
| | 10:00 | 2,204 | 2,567 | 2,541 | 2,352 | 2,352 | 3,013 | 2,677 | 17,706 | 2,529 | 8.1% |
| | 11:00 | 1,475 | 1,312 | 1,312 | 1,470 | 1,312 | 1,731 | 1,618 | 10,228 | 1,461 | 4.7% |
| | 12:00 | 1,442 | 1,442 | 1,442 | 1,559 | 1,559 | 1,677 | 1,567 | 10,687 | 1,527 | 4.9% |
| | 13:00 | 1,091 | 1,132 | 1,148 | 872 | 872 | 1,828 | 754 | 7,697 | 1,100 | 3.5% |
| | 14:00 | 1,567 | 1,593 | 1,699 | 1,754 | 1,593 | 2,713 | 1,930 | 12,848 | 1,835 | 5.9% |
| | 15:00 | 1,870 | 1,768 | 1,870 | 1,768 | 1,870 | 2,661 | 2,296 | 14,103 | 2,015 | 6.4% |
| | 16:00 | 1,936 | 1,618 | 1,915 | 1,780 | 1,780 | 2,353 | 2,241 | 13,624 | 1,946 | 6.2% |
| | 17:00 | 1,910 | 1,082 | 1,467 | 1,378 | 2,227 | 1,813 | 1,359 | 11,236 | 1,605 | 5.1% |
| | 18:00 | 2,253 | 1,930 | 1,782 | 2,237 | 2,091 | 2,403 | 2,865 | 15,559 | 2,223 | 7.1% |
| | 19:00 | 1,271 | 1,190 | 1,190 | 1,323 | 1,323 | 1,784 | 1,706 | 9,788 | 1,398 | 4.5% |
| | 20:00 | 1,115 | 784 | 784 | 1,115 | 1,115 | 1,420 | 1,017 | 7,349 | 1,050 | 3.4% |
| | 21:00 | 1,865 | 1,865 | 1,865 | 1,865 | 1,865 | 2,175 | 1,798 | 13,297 | 1,900 | 6.1% |
| | 22:00 | 0 | 238 | 0 | 238 | 0 | 238 | 224 | 938 | 134 | 0.4% |
| Checkpoint Total | | 30,731 | 28,580 | 29,247 | 30,288 | 30,697 | 37,153 | 32,468 | 219,163 | 31,309 | |
| Daily Percentage | | 14.0% | 13.0% | 13.3% | 13.8% | 14.0% | 17.0% | 14.8% | | | |

Assumed load factor: 85%

Assumed arrival at TSA checkpoint: 60 mins. before scheduled departure time

Greater Orlando Aviation Authority - Orlando International Airport (MCO)
Security Checkpoint Profile
June 2023

| <u>Location</u> | <u>Hour</u> | <u>Mon</u> | <u>Tue</u> | <u>Wed</u> | <u>Thu</u> | <u>Fri</u> | <u>Sat</u> | <u>Sun</u> | <u>Week</u> | <u>Average</u> | <u>Percent</u> |
|-------------------------|-------------|---------------|---------------|---------------|---------------|---------------|---------------|---------------|----------------|----------------|----------------|
| Airport Total | | | | | | | | | | | |
| | 4:00 | 1,008 | 842 | 842 | 1,146 | 1,146 | 1,314 | 1,005 | 7,302 | 1,043 | 1.3% |
| | 5:00 | 5,490 | 4,956 | 4,439 | 4,695 | 5,616 | 4,982 | 4,717 | 34,893 | 4,985 | 6.4% |
| | 6:00 | 6,469 | 6,028 | 6,513 | 6,500 | 6,250 | 5,990 | 6,690 | 44,441 | 6,349 | 8.2% |
| | 7:00 | 3,950 | 3,562 | 3,834 | 4,113 | 3,955 | 4,355 | 3,869 | 27,639 | 3,948 | 5.1% |
| | 8:00 | 5,573 | 5,387 | 4,926 | 5,811 | 5,856 | 6,520 | 6,017 | 40,090 | 5,727 | 7.4% |
| | 9:00 | 4,806 | 4,227 | 5,200 | 4,320 | 4,636 | 4,130 | 4,250 | 31,569 | 4,510 | 5.8% |
| | 10:00 | 5,549 | 5,879 | 5,263 | 6,268 | 5,786 | 6,755 | 6,791 | 42,291 | 6,042 | 7.8% |
| | 11:00 | 3,371 | 2,944 | 3,664 | 2,887 | 3,193 | 3,562 | 3,234 | 22,855 | 3,265 | 4.2% |
| | 12:00 | 4,096 | 3,948 | 3,879 | 4,346 | 4,914 | 3,698 | 4,165 | 29,045 | 4,149 | 5.3% |
| | 13:00 | 3,443 | 3,155 | 3,267 | 3,023 | 2,885 | 4,164 | 3,030 | 22,967 | 3,281 | 4.2% |
| | 14:00 | 3,632 | 3,294 | 3,729 | 3,888 | 3,590 | 4,572 | 3,669 | 26,375 | 3,768 | 4.8% |
| | 15:00 | 4,250 | 3,681 | 4,537 | 3,745 | 4,039 | 5,827 | 4,682 | 30,762 | 4,395 | 5.6% |
| | 16:00 | 6,222 | 4,977 | 5,249 | 4,842 | 5,632 | 5,820 | 5,426 | 38,168 | 5,453 | 7.0% |
| | 17:00 | 3,966 | 3,585 | 3,219 | 3,904 | 4,057 | 4,246 | 3,727 | 26,704 | 3,815 | 4.9% |
| | 18:00 | 4,331 | 4,819 | 3,806 | 4,933 | 5,029 | 4,896 | 5,182 | 32,997 | 4,714 | 6.1% |
| | 19:00 | 5,087 | 4,458 | 3,970 | 5,065 | 5,121 | 4,956 | 6,069 | 34,726 | 4,961 | 6.4% |
| | 20:00 | 3,225 | 2,989 | 4,292 | 3,664 | 3,196 | 4,111 | 3,171 | 24,648 | 3,521 | 4.5% |
| | 21:00 | 2,836 | 2,852 | 3,005 | 2,956 | 2,798 | 4,106 | 2,731 | 21,283 | 3,040 | 3.9% |
| | 22:00 | 1,005 | 853 | 969 | 683 | 809 | 843 | 870 | 6,032 | 862 | 1.1% |
| Airport Total | | 78,309 | 72,435 | 74,602 | 76,790 | 78,509 | 84,844 | 79,297 | 544,786 | 77,827 | |
| Daily Percentage | | 14.4% | 13.3% | 13.7% | 14.1% | 14.4% | 15.6% | 14.6% | | | |

Source: Airline Data Inc.

Assumed load factor:

85%

Assumed arrival at TSA checkpoint:

60 mins. before scheduled departure time

OrlandoAirports.net

flyMCO

@MCO

@flyMCO