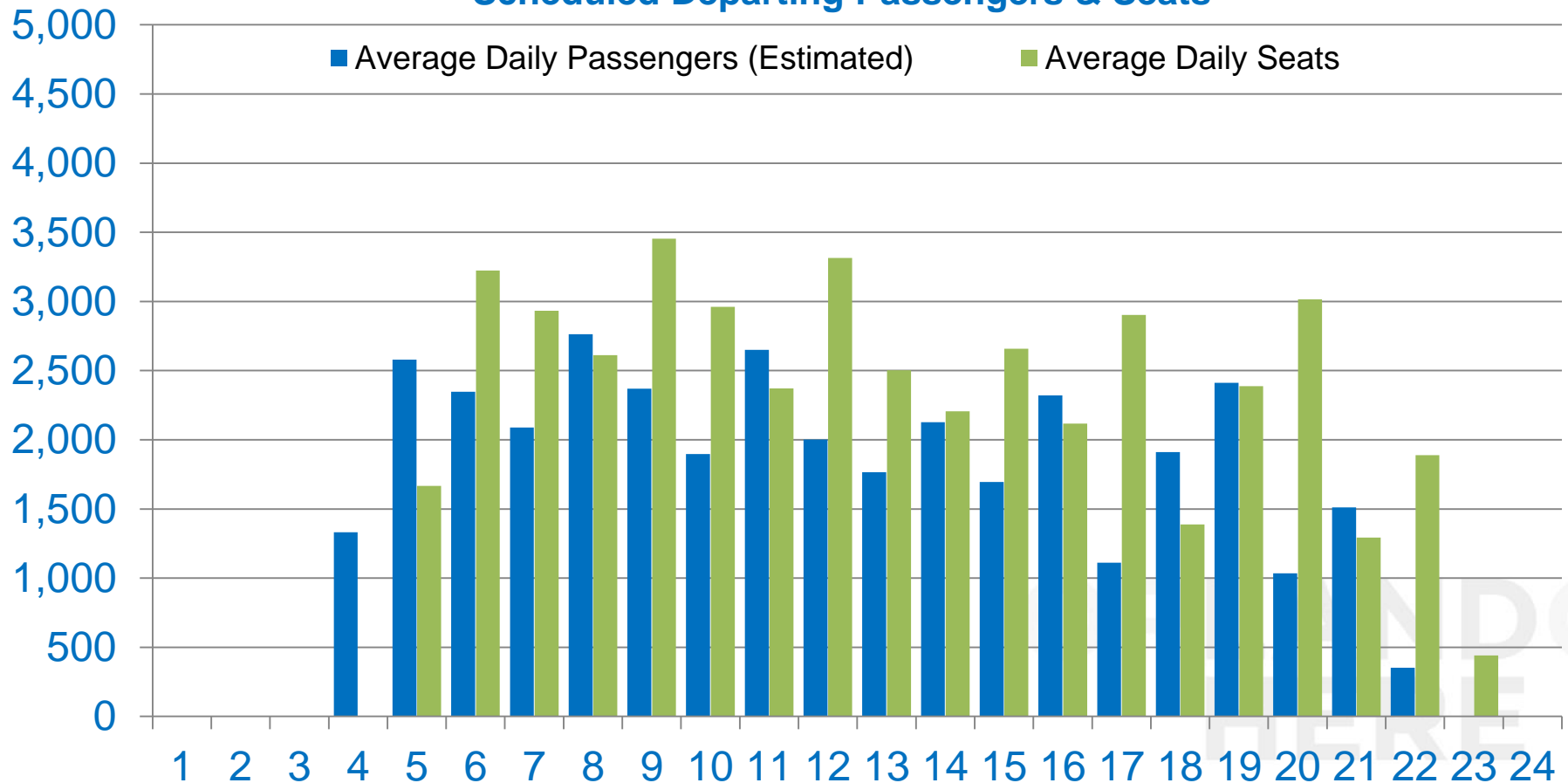




# PASSENGER DEMAND – GATES 1-59

## February 2023

### Scheduled Departing Passengers & Seats

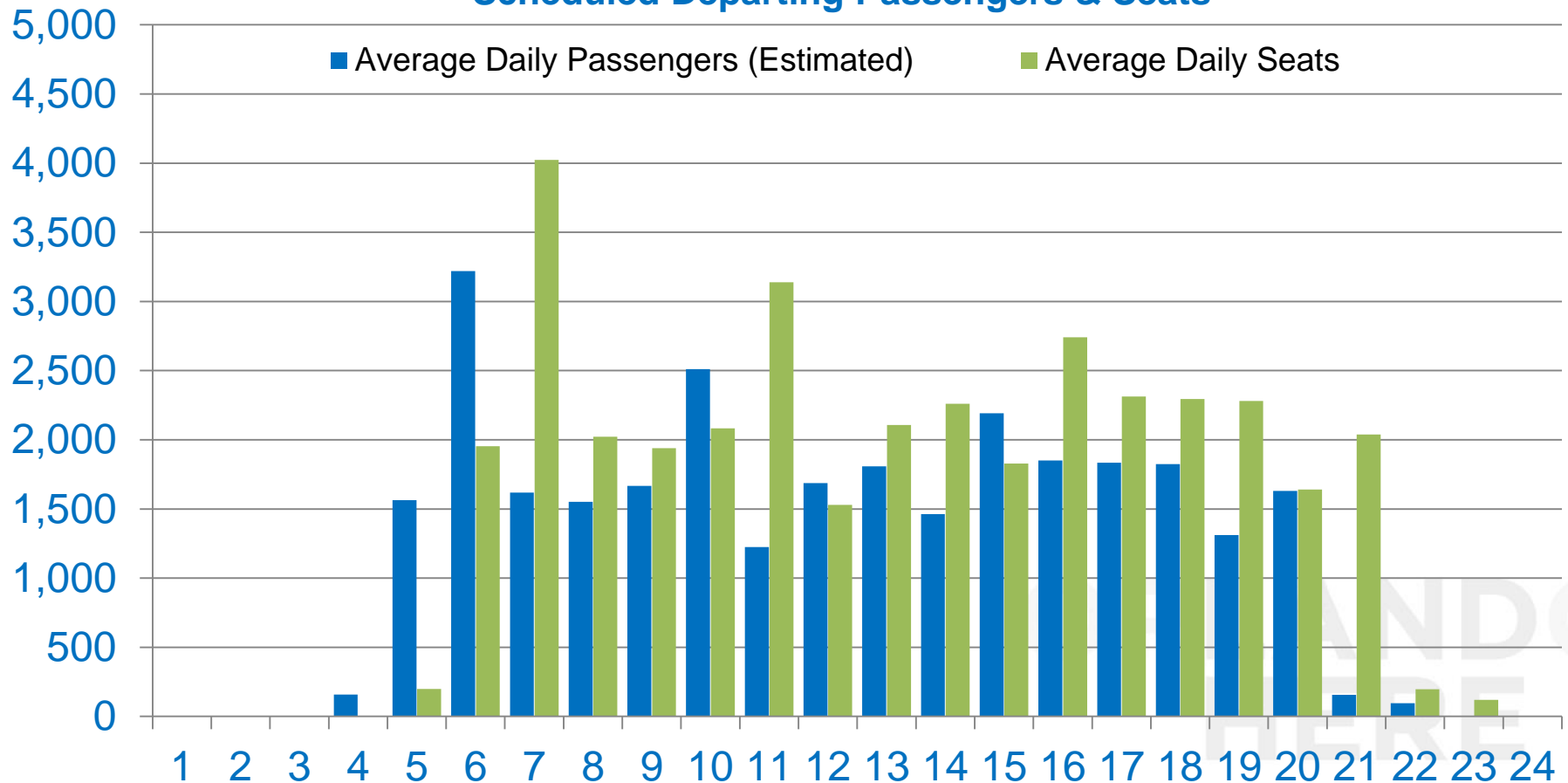




# PASSENGER DEMAND – GATES 70-129

## February 2023

### Scheduled Departing Passengers & Seats

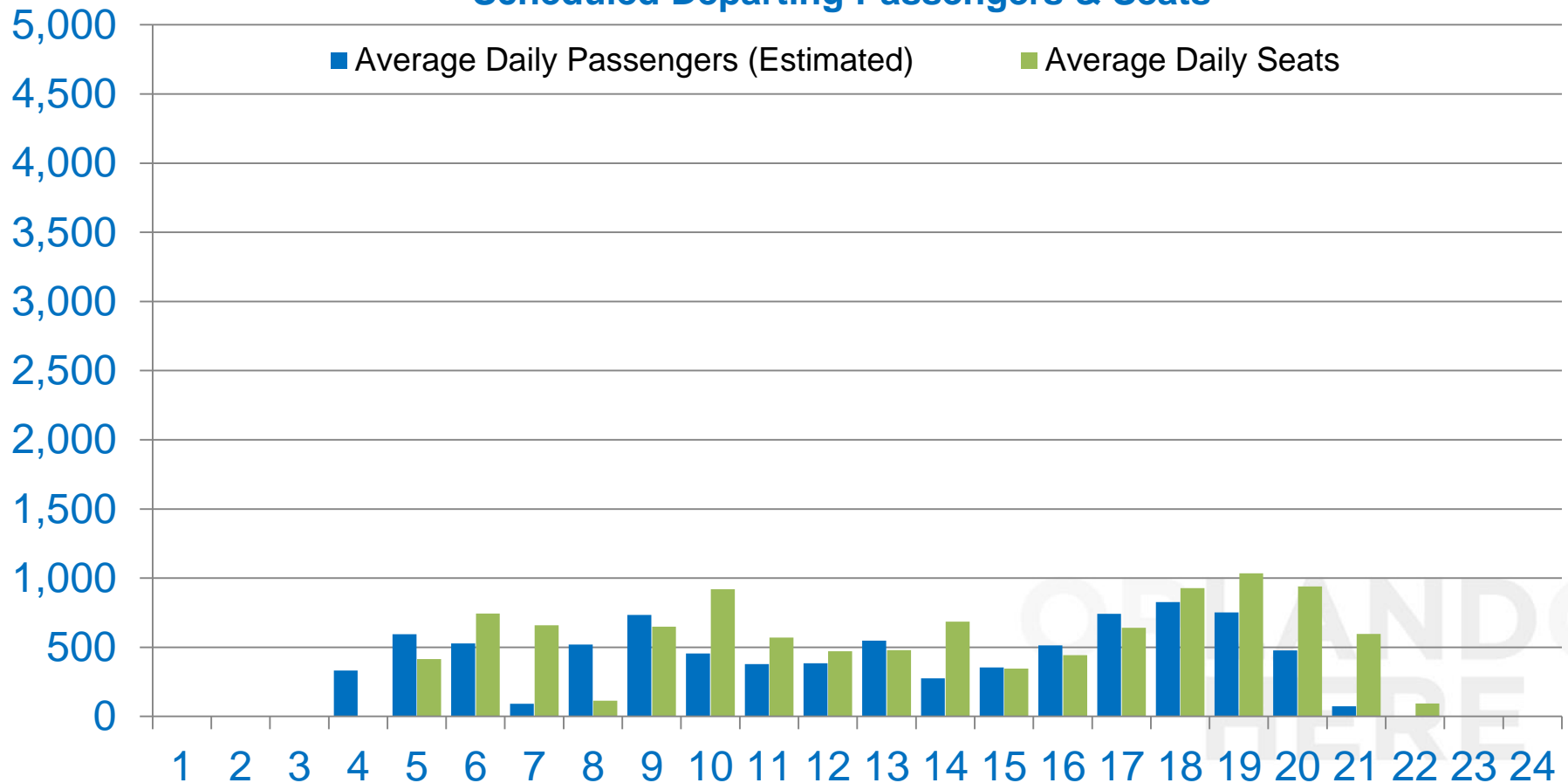




# PASSENGER DEMAND – GATES 230-245

## February 2023

### Scheduled Departing Passengers & Seats



## **Greater Orlando Aviation Authority - Orlando International Airport (MCO)**

### **Security Checkpoint Profile**

**February 2023**

<u>Location</u>	<u>Hour</u>	<u>Mon</u>	<u>Tue</u>	<u>Wed</u>	<u>Thu</u>	<u>Fri</u>	<u>Sat</u>	<u>Sun</u>	<u>Week</u>	<u>Average</u>	<u>Percent</u>
<b>Gates 1-29</b>											
	4:00	1,075	659	659	1,424	1,459	1,343	1,643	8,263	1,180	5.1%
	5:00	1,913	1,546	1,547	1,042	1,494	1,267	1,347	10,155	1,451	6.2%
	6:00	927	1,075	1,183	1,300	1,076	961	924	7,446	1,064	4.6%
	7:00	1,599	1,082	1,093	1,269	1,302	1,449	1,077	8,870	1,267	5.4%
	8:00	1,145	1,289	1,181	1,660	1,513	1,521	1,887	10,195	1,456	6.2%
	9:00	1,890	1,238	1,531	1,590	1,890	1,621	1,739	11,501	1,643	7.0%
	10:00	1,214	891	1,222	1,232	1,262	1,119	1,232	8,172	1,167	5.0%
	11:00	1,296	1,104	1,329	1,036	1,446	1,443	1,220	8,874	1,268	5.4%
	12:00	1,608	1,543	1,442	1,547	1,454	974	1,547	10,116	1,445	6.2%
	13:00	1,290	1,220	1,203	1,142	1,463	1,105	1,569	8,992	1,285	5.5%
	14:00	1,266	1,163	1,049	1,531	787	1,090	971	7,858	1,123	4.8%
	15:00	1,410	1,381	1,092	1,262	1,432	1,445	1,438	9,458	1,351	5.8%
	16:00	974	938	1,083	778	1,009	1,037	1,119	6,938	991	4.2%
	17:00	742	996	920	481	593	738	481	4,950	707	3.0%
	18:00	1,175	892	714	1,425	1,626	1,395	1,276	8,503	1,215	5.2%
	19:00	1,582	2,164	1,727	2,273	1,542	1,690	2,308	13,286	1,898	8.1%
	20:00	1,115	1,142	1,086	966	818	972	874	6,972	996	4.3%
	21:00	1,646	1,410	1,471	1,392	1,538	1,618	1,501	10,576	1,511	6.5%
	22:00	341	341	440	333	341	333	341	2,469	353	1.5%
<b>Airside Total</b>		<b>24,207</b>	<b>22,074</b>	<b>21,973</b>	<b>23,682</b>	<b>24,044</b>	<b>23,122</b>	<b>24,494</b>	<b>163,595</b>	<b>23,371</b>	
<b>Daily Percentage</b>		<b>14.8%</b>	<b>13.5%</b>	<b>13.4%</b>	<b>14.5%</b>	<b>14.7%</b>	<b>14.1%</b>	<b>15.0%</b>			

Assumed load factor: 80%

Assumed arrival at TSA checkpoint: 60 mins. before scheduled departure time

## **Greater Orlando Aviation Authority - Orlando International Airport (MCO)**

### **Security Checkpoint Profile**

**February 2023**

<u>Location</u>	<u>Hour</u>	<u>Mon</u>	<u>Tue</u>	<u>Wed</u>	<u>Thu</u>	<u>Fri</u>	<u>Sat</u>	<u>Sun</u>	<u>Week</u>	<u>Average</u>	<u>Percent</u>
<b>Gates 100-129</b>											
	5:00	1,018	1,018	1,018	1,018	1,018	903	1,298	7,289	1,041	6.7%
	6:00	1,870	1,582	1,582	1,734	1,848	1,147	1,273	11,036	1,577	10.1%
	7:00	969	1,083	1,219	1,234	1,234	1,286	802	7,828	1,118	7.2%
	8:00	852	852	852	1,003	1,003	1,423	1,029	7,014	1,002	6.4%
	9:00	789	906	906	789	789	1,895	1,195	7,270	1,039	6.7%
	10:00	623	623	623	623	623	1,081	1,438	5,634	805	5.2%
	11:00	520	369	369	369	369	1,206	878	4,079	583	3.7%
	12:00	814	814	814	814	814	954	878	5,904	843	5.4%
	13:00	674	560	560	674	674	1,666	878	5,687	812	5.2%
	14:00	941	826	978	1,092	941	1,029	634	6,441	920	5.9%
	15:00	674	674	674	826	826	1,626	1,398	6,698	957	6.1%
	16:00	928	651	636	651	802	1,389	931	5,989	856	5.5%
	17:00	796	677	662	828	947	2,000	1,057	6,966	995	6.4%
	18:00	1,198	1,214	1,214	1,198	1,328	1,218	1,074	8,444	1,206	7.7%
	19:00	738	623	623	623	509	509	1,246	4,871	696	4.5%
	20:00	1,106	1,106	1,106	1,106	1,221	140	1,158	6,944	992	6.4%
	21:00	0	0	0	0	229	0	712	941	134	0.9%
<b>Airside Total</b>		<b>14,510</b>	<b>13,580</b>	<b>13,837</b>	<b>14,583</b>	<b>15,175</b>	<b>19,474</b>	<b>17,877</b>	<b>109,036</b>	<b>15,577</b>	
<b>Daily Percentage</b>		<b>13.3%</b>	<b>12.5%</b>	<b>12.7%</b>	<b>13.4%</b>	<b>13.9%</b>	<b>17.9%</b>	<b>16.4%</b>			

Assumed load factor:

80%

Assumed arrival at TSA checkpoint:

60 mins. before scheduled departure time

## **Greater Orlando Aviation Authority - Orlando International Airport (MCO)**

### **Security Checkpoint Profile**

**February 2023**

<u>Location</u>	<u>Hour</u>	<u>Mon</u>	<u>Tue</u>	<u>Wed</u>	<u>Thu</u>	<u>Fri</u>	<u>Sat</u>	<u>Sun</u>	<u>Week</u>	<u>Average</u>	<u>Percent</u>
<b>Gates 30-59</b>											
	4:00	152	152	152	152	152	152	152	1,064	152	1.2%
	5:00	1,155	1,189	1,002	1,002	1,145	1,265	1,145	7,902	1,129	8.7%
	6:00	1,341	1,297	1,297	1,484	1,297	1,078	1,193	8,986	1,284	9.9%
	7:00	822	822	822	822	822	822	822	5,751	822	6.4%
	8:00	1,286	1,286	1,286	1,286	1,286	1,430	1,286	9,148	1,307	10.1%
	9:00	726	726	726	726	726	726	726	5,085	726	5.6%
	10:00	714	714	714	714	714	703	834	5,105	729	5.7%
	11:00	1,450	1,450	1,294	1,294	1,294	1,450	1,450	9,682	1,383	10.7%
	12:00	558	558	558	558	558	558	558	3,903	558	4.3%
	13:00	482	482	482	482	472	482	482	3,366	481	3.7%
	14:00	1,004	1,004	1,004	1,004	960	1,054	1,004	7,034	1,005	7.8%
	15:00	330	330	330	330	286	463	330	2,402	343	2.7%
	16:00	1,354	1,354	1,354	1,389	1,399	1,079	1,389	9,317	1,331	10.3%
	17:00	447	295	295	447	447	447	447	2,826	404	3.1%
	18:00	885	443	443	885	885	581	747	4,869	696	5.4%
	19:00	533	395	395	533	533	680	533	3,602	515	4.0%
	20:00	0	0	0	0	0	0	270	270	39	0.3%
<b>Airside Total</b>		<b>13,239</b>	<b>12,498</b>	<b>12,154</b>	<b>13,107</b>	<b>12,975</b>	<b>12,970</b>	<b>13,369</b>	<b>90,311</b>	<b>12,902</b>	
<b>Daily Percentage</b>		<b>14.7%</b>	<b>13.8%</b>	<b>13.5%</b>	<b>14.5%</b>	<b>14.4%</b>	<b>14.4%</b>	<b>14.8%</b>			

Assumed load factor:

80%

Assumed arrival at TSA checkpoint:

60 mins. before scheduled departure time

**Greater Orlando Aviation Authority - Orlando International Airport (MCO)**

**Security Checkpoint Profile**

**February 2023**

<u>Location</u>	<u>Hour</u>	<u>Mon</u>	<u>Tue</u>	<u>Wed</u>	<u>Thu</u>	<u>Fri</u>	<u>Sat</u>	<u>Sun</u>	<u>Week</u>	<u>Average</u>	<u>Percent</u>
<b>Gates 70-99</b>											
	4:00	159	159	159	159	159	159	159	1,114	159	1.2%
	5:00	499	499	499	499	499	659	499	3,654	522	3.8%
	6:00	1,649	1,466	1,466	1,654	1,765	1,733	1,765	11,498	1,643	11.9%
	7:00	500	500	500	500	500	500	500	3,500	500	3.6%
	8:00	595	595	595	595	595	436	436	3,848	550	4.0%
	9:00	579	437	579	674	579	728	817	4,394	628	4.6%
	10:00	1,873	1,871	1,713	1,414	1,998	1,654	1,424	11,948	1,707	12.4%
	11:00	601	601	601	818	452	601	814	4,487	641	4.6%
	12:00	714	873	919	863	839	815	879	5,903	843	6.1%
	13:00	1,155	875	896	992	1,238	787	1,024	6,968	995	7.2%
	14:00	614	465	465	465	753	570	465	3,796	542	3.9%
	15:00	1,197	1,218	1,192	1,341	1,331	1,176	1,197	8,651	1,236	9.0%
	16:00	955	955	955	1,110	1,110	923	955	6,965	995	7.2%
	17:00	861	732	706	887	861	978	854	5,879	840	6.1%
	18:00	538	538	646	693	693	677	538	4,322	617	4.5%
	19:00	441	464	441	890	930	574	577	4,315	616	4.5%
	20:00	953	377	814	526	594	504	705	4,473	639	4.6%
	21:00	0	0	0	0	0	0	158	158	23	0.2%
	22:00	0	224	224	0	0	224	0	672	96	0.7%
<b>Airside Total</b>		<b>13,882</b>	<b>12,849</b>	<b>13,371</b>	<b>14,081</b>	<b>14,898</b>	<b>13,699</b>	<b>13,766</b>	<b>96,546</b>	<b>13,792</b>	
<b>Daily Percentage</b>		<b>14.4%</b>	<b>13.3%</b>	<b>13.8%</b>	<b>14.6%</b>	<b>15.4%</b>	<b>14.2%</b>	<b>14.3%</b>			

Assumed load factor: 80%      Assumed arrival at TSA checkpoint: 60 mins. before scheduled departure time

# Greater Orlando Aviation Authority - Orlando International Airport (MCO)

## Security Checkpoint Profile

February 2023

<u>Location</u>	<u>Hour</u>	<u>Mon</u>	<u>Tue</u>	<u>Wed</u>	<u>Thu</u>	<u>Fri</u>	<u>Sat</u>	<u>Sun</u>	<u>Week</u>	<u>Average</u>	<u>Percent</u>
<b>Terminal C</b>											
	4:00	389	389	389	290	290	290	290	2,325	332	2.4%
	5:00	531	531	531	691	611	659	611	4,166	595	4.3%
	6:00	440	490	360	419	678	630	678	3,696	528	3.8%
	7:00	120	0	0	130	130	130	130	638	91	0.7%
	8:00	606	568	698	259	526	526	458	3,642	520	3.8%
	9:00	709	579	579	819	819	819	819	5,144	735	5.3%
	10:00	290	290	290	581	581	581	581	3,192	456	3.3%
	11:00	629	290	290	259	339	499	339	2,645	378	2.7%
	12:00	540	389	540	290	361	210	361	2,690	384	2.8%
	13:00	338	130	210	758	886	758	758	3,838	548	4.0%
	14:00	549	370	499	130	130	130	130	1,936	277	2.0%
	15:00	242	242	242	402	531	290	531	2,478	354	2.6%
	16:00	383	511	250	642	517	770	517	3,590	513	3.7%
	17:00	798	400	798	798	798	798	798	5,190	741	5.4%
	18:00	924	924	794	766	794	794	794	5,791	827	6.0%
	19:00	523	490	523	849	882	1,114	882	5,263	752	5.5%
	20:00	573	573	702	394	394	314	394	3,342	477	3.5%
	21:00	0	0	0	130	130	130	130	518	74	0.5%
<b>Terminal C Total</b>		<b>8,583</b>	<b>7,164</b>	<b>7,694</b>	<b>8,606</b>	<b>9,397</b>	<b>9,442</b>	<b>9,201</b>	<b>60,087</b>	<b>8,584</b>	
<b>Daily Percentage</b>		<b>14.3%</b>	<b>11.9%</b>	<b>12.8%</b>	<b>14.3%</b>	<b>15.6%</b>	<b>15.7%</b>	<b>15.3%</b>			

Assumed load factor:

80%

Assumed arrival at TSA checkpoint:

60 mins. before scheduled departure time



## Greater Orlando Aviation Authority - Orlando International Airport (MCO)

### Security Checkpoint Profile

February 2023

<u>Location</u>	<u>Hour</u>	<u>Mon</u>	<u>Tue</u>	<u>Wed</u>	<u>Thu</u>	<u>Fri</u>	<u>Sat</u>	<u>Sun</u>	<u>Week</u>	<u>Average</u>	<u>Percent</u>
<b>Terminal A</b>											
	4:00	1,075	659	659	1,424	1,459	1,343	1,643	8,263	1,180	3.0%
	5:00	2,930	2,563	2,565	2,059	2,511	2,170	2,645	17,444	2,492	6.4%
	6:00	2,797	2,658	2,766	3,034	2,924	2,108	2,197	18,482	2,640	6.8%
	7:00	2,568	2,166	2,312	2,503	2,536	2,734	1,879	16,698	2,385	6.1%
	8:00	1,997	2,141	2,033	2,663	2,516	2,944	2,916	17,210	2,459	6.3%
	9:00	2,679	2,145	2,438	2,379	2,679	3,516	2,934	18,770	2,681	6.9%
	10:00	1,837	1,514	1,846	1,855	1,885	2,200	2,670	13,806	1,972	5.1%
	11:00	1,816	1,473	1,698	1,405	1,815	2,650	2,098	12,954	1,851	4.8%
	12:00	2,422	2,358	2,257	2,362	2,269	1,928	2,425	16,020	2,289	5.9%
	13:00	1,965	1,780	1,763	1,816	2,138	2,771	2,446	14,679	2,097	5.4%
	14:00	2,206	1,990	2,026	2,623	1,728	2,119	1,606	14,298	2,043	5.2%
	15:00	2,084	2,055	1,766	2,087	2,258	3,071	2,835	16,157	2,308	5.9%
	16:00	1,902	1,589	1,719	1,430	1,811	2,426	2,050	12,926	1,847	4.7%
	17:00	1,538	1,673	1,582	1,309	1,540	2,738	1,538	11,917	1,702	4.4%
	18:00	2,374	2,106	1,927	2,623	2,954	2,614	2,350	16,947	2,421	6.2%
	19:00	2,319	2,787	2,350	2,896	2,050	2,199	3,554	18,157	2,594	6.7%
	20:00	2,222	2,248	2,192	2,073	2,038	1,112	2,031	13,916	1,988	5.1%
	21:00	1,646	1,410	1,471	1,392	1,766	1,618	2,213	11,517	1,645	4.2%
	22:00	341	341	440	333	341	333	341	2,469	353	0.9%
<b>Terminal A Total</b>		<b>38,718</b>	<b>35,654</b>	<b>35,810</b>	<b>38,266</b>	<b>39,219</b>	<b>42,595</b>	<b>42,370</b>	<b>272,631</b>	<b>38,947</b>	
<b>Daily Percentage</b>		<b>14.2%</b>	<b>13.1%</b>	<b>13.1%</b>	<b>14.0%</b>	<b>14.4%</b>	<b>15.6%</b>	<b>15.5%</b>			

Assumed load factor: 80%

Assumed arrival at TSA checkpoint: 60 mins. before scheduled departure time

## Greater Orlando Aviation Authority - Orlando International Airport (MCO)

### Security Checkpoint Profile

February 2023

<u>Location</u>	<u>Hour</u>	<u>Mon</u>	<u>Tue</u>	<u>Wed</u>	<u>Thu</u>	<u>Fri</u>	<u>Sat</u>	<u>Sun</u>	<u>Week</u>	<u>Average</u>	<u>Percent</u>
<b>Terminal B</b>											
	4:00	311	311	311	311	311	311	311	2,178	311	1.2%
	5:00	1,654	1,688	1,501	1,501	1,644	1,924	1,644	11,556	1,651	6.2%
	6:00	2,990	2,763	2,763	3,138	3,062	2,810	2,958	20,483	2,926	11.0%
	7:00	1,322	1,322	1,322	1,322	1,322	1,322	1,322	9,251	1,322	5.0%
	8:00	1,882	1,882	1,882	1,882	1,882	1,866	1,722	12,996	1,857	7.0%
	9:00	1,306	1,163	1,306	1,401	1,306	1,454	1,543	9,478	1,354	5.1%
	10:00	2,586	2,585	2,426	2,128	2,712	2,358	2,258	17,053	2,436	9.1%
	11:00	2,051	2,051	1,894	2,112	1,746	2,051	2,264	14,170	2,024	7.6%
	12:00	1,272	1,430	1,477	1,421	1,397	1,373	1,437	9,806	1,401	5.2%
	13:00	1,638	1,358	1,378	1,474	1,710	1,270	1,506	10,334	1,476	5.5%
	14:00	1,618	1,469	1,469	1,469	1,713	1,624	1,469	10,830	1,547	5.8%
	15:00	1,527	1,548	1,522	1,671	1,618	1,639	1,527	11,053	1,579	5.9%
	16:00	2,309	2,309	2,309	2,499	2,510	2,002	2,344	16,282	2,326	8.7%
	17:00	1,308	1,027	1,001	1,334	1,308	1,426	1,302	8,706	1,244	4.7%
	18:00	1,422	981	1,090	1,578	1,578	1,258	1,285	9,190	1,313	4.9%
	19:00	974	859	836	1,422	1,462	1,254	1,110	7,917	1,131	4.2%
	20:00	953	377	814	526	594	504	975	4,743	678	2.5%
	21:00	0	0	0	0	0	0	158	158	23	0.1%
	22:00	0	224	224	0	0	224	0	672	96	0.4%
<b>Terminal B Total</b>		<b>27,122</b>	<b>25,346</b>	<b>25,525</b>	<b>27,188</b>	<b>27,873</b>	<b>26,669</b>	<b>27,134</b>	<b>186,857</b>	<b>26,694</b>	
<b>Daily Percentage</b>		<b>14.5%</b>	<b>13.6%</b>	<b>13.7%</b>	<b>14.6%</b>	<b>14.9%</b>	<b>14.3%</b>	<b>14.5%</b>			

Assumed load factor:

80%

Assumed arrival at TSA checkpoint:

60 mins. before scheduled departure time

## **Greater Orlando Aviation Authority - Orlando International Airport (MCO)**

### **Security Checkpoint Profile**

**February 2023**

<u>Location</u>	<u>Hour</u>	<u>Mon</u>	<u>Tue</u>	<u>Wed</u>	<u>Thu</u>	<u>Fri</u>	<u>Sat</u>	<u>Sun</u>	<u>Week</u>	<u>Average</u>	<u>Percent</u>
<b>West Checkpoint</b>											
	4:00	1,227	811	811	1,576	1,611	1,495	1,795	9,327	1,332	3.7%
	5:00	3,068	2,734	2,549	2,043	2,638	2,532	2,492	18,057	2,580	7.1%
	6:00	2,268	2,372	2,480	2,784	2,373	2,038	2,117	16,432	2,347	6.5%
	7:00	2,421	1,904	1,914	2,090	2,123	2,270	1,898	14,622	2,089	5.8%
	8:00	2,431	2,575	2,467	2,946	2,799	2,950	3,174	19,343	2,763	7.6%
	9:00	2,617	1,965	2,258	2,317	2,617	2,347	2,466	16,586	2,369	6.5%
	10:00	1,927	1,605	1,936	1,946	1,975	1,822	2,066	13,277	1,897	5.2%
	11:00	2,746	2,554	2,622	2,330	2,740	2,894	2,670	18,557	2,651	7.3%
	12:00	2,166	2,101	2,000	2,105	2,012	1,531	2,105	14,019	2,003	5.5%
	13:00	1,773	1,702	1,686	1,624	1,935	1,587	2,051	12,358	1,765	4.9%
	14:00	2,270	2,167	2,053	2,535	1,747	2,144	1,975	14,891	2,127	5.9%
	15:00	1,740	1,711	1,422	1,592	1,718	1,908	1,768	11,860	1,694	4.7%
	16:00	2,327	2,291	2,437	2,167	2,408	2,116	2,508	16,254	2,322	6.4%
	17:00	1,189	1,291	1,215	928	1,040	1,186	928	7,777	1,111	3.1%
	18:00	2,060	1,335	1,157	2,310	2,511	1,976	2,023	13,372	1,910	5.3%
	19:00	2,114	2,559	2,122	2,806	2,074	2,370	2,841	16,887	2,412	6.7%
	20:00	1,115	1,142	1,086	966	818	972	1,144	7,242	1,035	2.9%
	21:00	1,646	1,410	1,471	1,392	1,538	1,618	1,501	10,576	1,511	4.2%
	22:00	341	341	440	333	341	333	341	2,469	353	1.0%
<b>Checkpoint Total</b>		<b>37,446</b>	<b>34,571</b>	<b>34,126</b>	<b>36,790</b>	<b>37,019</b>	<b>36,091</b>	<b>37,862</b>	<b>253,906</b>	<b>36,272</b>	
<b>Daily Percentage</b>		<b>14.7%</b>	<b>13.6%</b>	<b>13.4%</b>	<b>14.5%</b>	<b>14.6%</b>	<b>14.2%</b>	<b>14.9%</b>			

Assumed load factor: 80%

Assumed arrival at TSA checkpoint: 60 mins. before scheduled departure time

**Greater Orlando Aviation Authority - Orlando International Airport (MCO)**

**Security Checkpoint Profile**

**February 2023**

<u>Location</u>	<u>Hour</u>	<u>Mon</u>	<u>Tue</u>	<u>Wed</u>	<u>Thu</u>	<u>Fri</u>	<u>Sat</u>	<u>Sun</u>	<u>Week</u>	<u>Average</u>	<u>Percent</u>
<b>East Checkpoint</b>	4:00	159	159	159	159	159	159	159	1,114	159	0.5%
	5:00	1,517	1,517	1,517	1,517	1,517	1,562	1,797	10,943	1,563	5.3%
	6:00	3,518	3,049	3,049	3,387	3,613	2,880	3,038	22,534	3,219	11.0%
	7:00	1,469	1,583	1,719	1,734	1,734	1,786	1,302	11,328	1,618	5.5%
	8:00	1,447	1,447	1,447	1,598	1,598	1,859	1,465	10,862	1,552	5.3%
	9:00	1,368	1,343	1,486	1,463	1,368	2,623	2,012	11,663	1,666	5.7%
	10:00	2,496	2,494	2,336	2,038	2,622	2,735	2,862	17,582	2,512	8.6%
	11:00	1,121	970	970	1,187	821	1,807	1,691	8,566	1,224	4.2%
	12:00	1,529	1,687	1,734	1,678	1,654	1,770	1,757	11,807	1,687	5.7%
	13:00	1,830	1,435	1,456	1,666	1,913	2,454	1,902	12,655	1,808	6.2%
	14:00	1,554	1,291	1,442	1,557	1,694	1,599	1,099	10,237	1,462	5.0%
	15:00	1,871	1,892	1,866	2,166	2,157	2,802	2,594	15,350	2,193	7.5%
	16:00	1,883	1,606	1,591	1,762	1,913	2,312	1,886	12,954	1,851	6.3%
	17:00	1,657	1,409	1,367	1,715	1,808	2,978	1,911	12,846	1,835	6.2%
	18:00	1,736	1,751	1,860	1,891	2,021	1,895	1,611	12,766	1,824	6.2%
	19:00	1,178	1,087	1,064	1,513	1,438	1,082	1,823	9,186	1,312	4.5%
	20:00	2,059	1,483	1,921	1,632	1,815	644	1,862	11,417	1,631	5.6%
	21:00	0	0	0	0	229	0	870	1,099	157	0.5%
22:00	0	224	224	0	0	224	0	672	96	0.3%	

<b>Checkpoint Total</b>	<b>28,393</b>	<b>26,429</b>	<b>27,208</b>	<b>28,664</b>	<b>30,073</b>	<b>33,173</b>	<b>31,642</b>	<b>205,582</b>	<b>29,369</b>
-------------------------	---------------	---------------	---------------	---------------	---------------	---------------	---------------	----------------	---------------

<b>Daily Percentage</b>	<b>13.8%</b>	<b>12.9%</b>	<b>13.2%</b>	<b>13.9%</b>	<b>14.6%</b>	<b>16.1%</b>	<b>15.4%</b>
-------------------------	--------------	--------------	--------------	--------------	--------------	--------------	--------------

Assumed load factor: 80%      Assumed arrival at TSA checkpoint: 60 mins. before scheduled departure time

**Greater Orlando Aviation Authority - Orlando International Airport (MCO)**  
**Security Checkpoint Profile**  
**February 2023**

<u>Location</u>	<u>Hour</u>	<u>Mon</u>	<u>Tue</u>	<u>Wed</u>	<u>Thu</u>	<u>Fri</u>	<u>Sat</u>	<u>Sun</u>	<u>Week</u>	<u>Average</u>	<u>Percent</u>
<b>Airport Total</b>	4:00	1,775	1,359	1,359	2,025	2,060	1,944	2,244	12,766	1,824	2.5%
	5:00	5,116	4,782	4,597	4,251	4,766	4,754	4,900	33,166	4,738	6.4%
	6:00	6,226	5,910	5,889	6,590	6,664	5,549	5,833	42,662	6,095	8.2%
	7:00	4,010	3,487	3,634	3,954	3,987	4,186	3,330	26,588	3,798	5.1%
	8:00	4,485	4,590	4,612	4,804	4,924	5,336	5,097	33,848	4,835	6.5%
	9:00	4,694	3,887	4,322	4,599	4,804	5,790	5,297	33,393	4,770	6.4%
	10:00	4,713	4,389	4,562	4,564	5,178	5,138	5,508	34,051	4,864	6.6%
	11:00	4,496	3,814	3,882	3,776	3,900	5,200	4,701	29,768	4,253	5.7%
	12:00	4,234	4,177	4,274	4,072	4,026	3,510	4,222	28,516	4,074	5.5%
	13:00	3,940	3,267	3,351	4,049	4,734	4,799	4,711	28,852	4,122	5.6%
	14:00	4,373	3,828	3,994	4,222	3,570	3,873	3,204	27,064	3,866	5.2%
	15:00	3,853	3,845	3,530	4,160	4,406	5,000	4,894	29,688	4,241	5.7%
	16:00	4,594	4,409	4,278	4,571	4,838	5,198	4,911	32,798	4,685	6.3%
	17:00	3,644	3,100	3,381	3,442	3,646	4,962	3,638	25,813	3,688	5.0%
	18:00	4,720	4,010	3,811	4,966	5,326	4,666	4,429	31,929	4,561	6.1%
	19:00	3,816	4,137	3,710	5,167	4,394	4,567	5,546	31,337	4,477	6.0%
	20:00	3,747	3,198	3,709	2,992	3,026	1,930	3,400	22,002	3,143	4.2%
	21:00	1,646	1,410	1,471	1,522	1,896	1,748	2,501	12,194	1,742	2.3%
	22:00	341	565	664	333	341	557	341	3,141	449	0.6%
<b>Airport Total</b>		<b>74,422</b>	<b>68,164</b>	<b>69,029</b>	<b>74,059</b>	<b>76,489</b>	<b>78,706</b>	<b>78,706</b>	<b>519,575</b>	<b>74,225</b>	
<b>Daily Percentage</b>		<b>14.3%</b>	<b>13.1%</b>	<b>13.3%</b>	<b>14.3%</b>	<b>14.7%</b>	<b>15.1%</b>	<b>15.1%</b>			

Source: Airline Data Inc.

Assumed load factor:

80%

Assumed arrival at TSA checkpoint:

60 mins. before scheduled departure time

**OrlandoAirports.net**

**flyMCO**

**@MCO**

**@flyMCO**