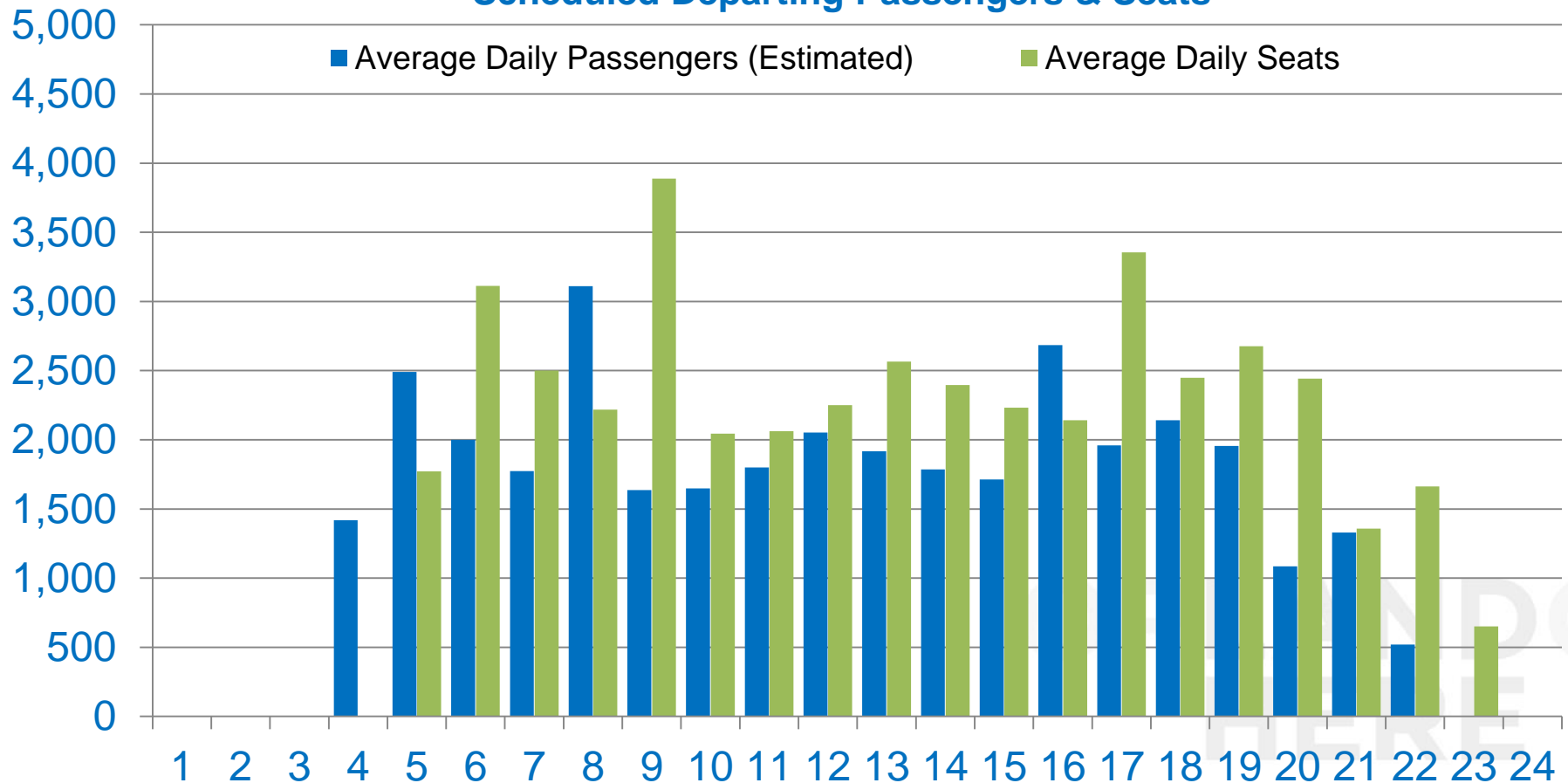




# PASSENGER DEMAND – GATES 1-59

## December 2022

### Scheduled Departing Passengers & Seats

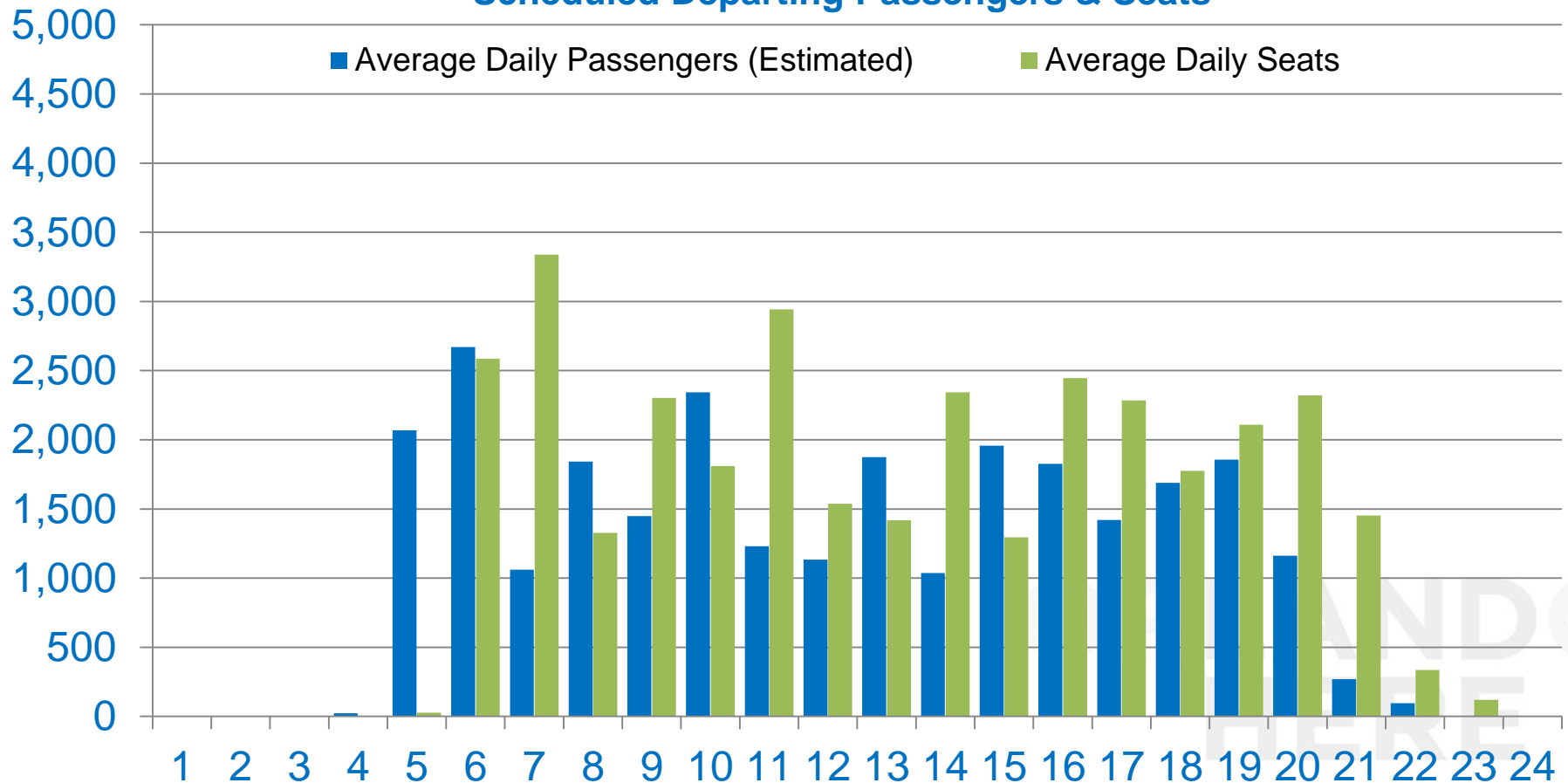




# PASSENGER DEMAND – GATES 70-129

## December 2022

### Scheduled Departing Passengers & Seats

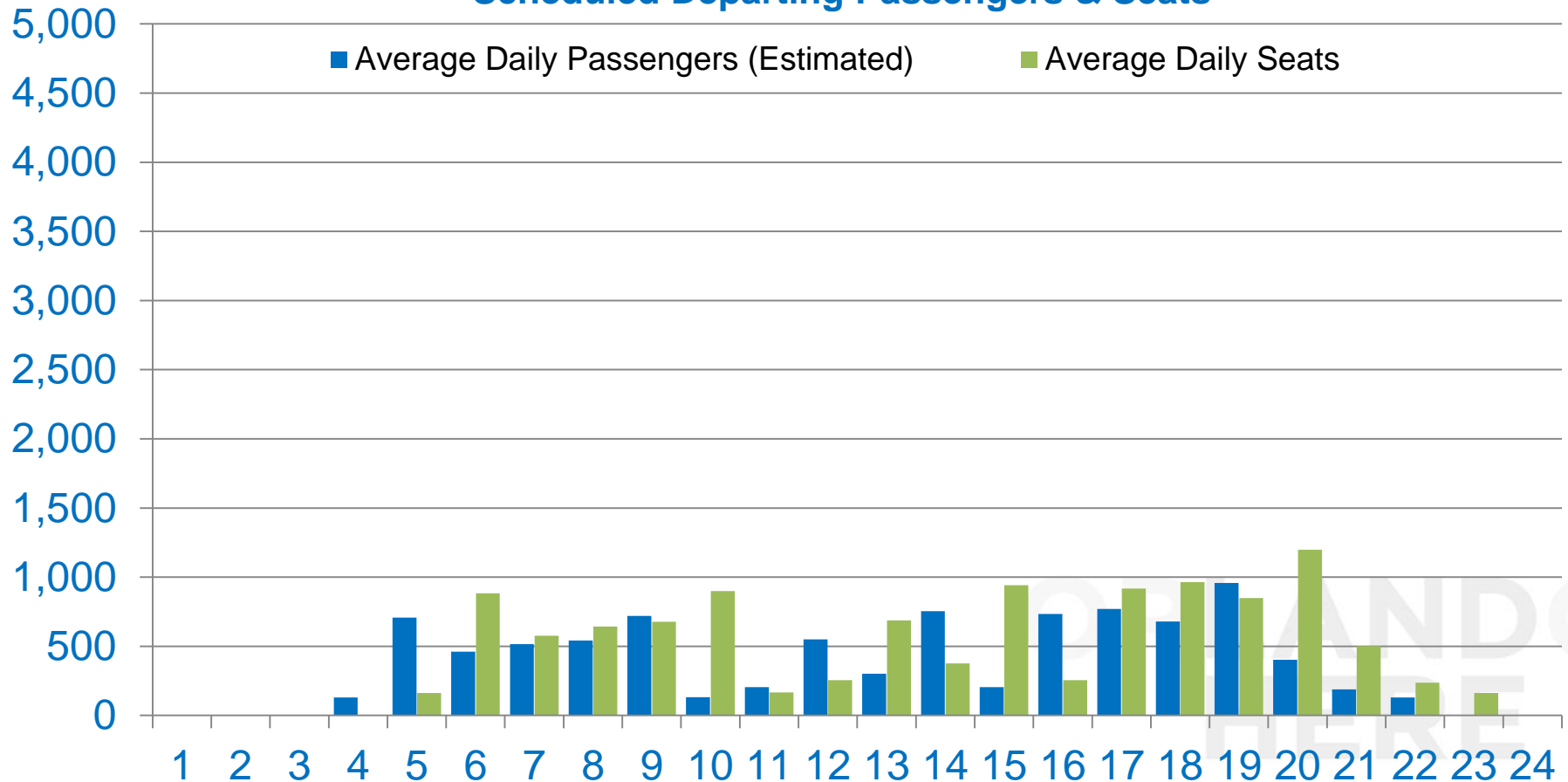




# PASSENGER DEMAND – GATES 230-245

## December 2022

### Scheduled Departing Passengers & Seats



**Greater Orlando Aviation Authority - Orlando International Airport (MCO)**  
**Security Checkpoint Profile**  
**December 2022**

<u>Location</u>	<u>Hour</u>	<u>Mon</u>	<u>Tue</u>	<u>Wed</u>	<u>Thu</u>	<u>Fri</u>	<u>Sat</u>	<u>Sun</u>	<u>Week</u>	<u>Average</u>	<u>Percent</u>
<b>Gates 1-29</b>											
	4:00	896	1,146	1,146	1,264	1,045	1,262	1,045	7,805	1,115	5.0%
	5:00	2,058	1,248	1,211	1,394	2,209	1,327	1,726	11,173	1,596	7.2%
	6:00	860	444	444	1,522	444	887	926	5,527	790	3.6%
	7:00	1,257	681	1,343	889	1,108	924	1,222	7,423	1,060	4.8%
	8:00	2,039	2,033	2,182	2,071	1,894	1,745	2,071	14,034	2,005	9.0%
	9:00	940	970	646	1,089	940	1,031	1,238	6,853	979	4.4%
	10:00	923	562	595	596	923	813	596	5,009	716	3.2%
	11:00	814	1,021	1,026	1,034	1,180	974	850	6,899	986	4.4%
	12:00	1,455	1,254	1,480	1,548	1,118	1,717	1,399	9,970	1,424	6.4%
	13:00	1,632	980	945	1,217	1,781	921	1,754	9,230	1,319	5.9%
	14:00	974	649	970	1,076	1,120	1,038	748	6,575	939	4.2%
	15:00	806	884	742	1,082	661	959	1,146	6,282	897	4.0%
	16:00	1,109	1,512	1,512	1,366	1,254	1,068	1,218	9,039	1,291	5.8%
	17:00	1,186	1,180	1,299	854	1,038	1,415	1,038	8,011	1,144	5.1%
	18:00	1,624	1,331	1,371	1,485	1,773	1,398	1,634	10,615	1,516	6.8%
	19:00	1,690	1,585	1,486	1,545	1,686	1,806	1,545	11,342	1,620	7.3%
	20:00	1,182	903	1,029	1,068	1,033	768	940	6,922	989	4.4%
	21:00	1,145	1,220	1,182	1,583	1,294	1,294	1,588	9,305	1,329	6.0%
	22:00	478	624	478	478	478	627	478	3,643	520	2.3%
<b>Airside Total</b>		<b>23,069</b>	<b>20,226</b>	<b>21,086</b>	<b>23,162</b>	<b>22,977</b>	<b>21,975</b>	<b>23,163</b>	<b>155,658</b>	<b>22,237</b>	
<b>Daily Percentage</b>		<b>14.8%</b>	<b>13.0%</b>	<b>13.5%</b>	<b>14.9%</b>	<b>14.8%</b>	<b>14.1%</b>	<b>14.9%</b>			

Assumed load factor: 80%      Assumed arrival at TSA checkpoint: 60 mins. before scheduled departure time

**Greater Orlando Aviation Authority - Orlando International Airport (MCO)**  
**Security Checkpoint Profile**  
**December 2022**

<u>Location</u>	<u>Hour</u>	<u>Mon</u>	<u>Tue</u>	<u>Wed</u>	<u>Thu</u>	<u>Fri</u>	<u>Sat</u>	<u>Sun</u>	<u>Week</u>	<u>Average</u>	<u>Percent</u>
<b>Gates 100-129</b>											
	5:00	1,158	1,158	1,309	1,309	1,386	1,398	1,538	9,254	1,322	9.3%
	6:00	1,665	1,643	1,628	1,628	1,578	1,567	1,427	11,137	1,591	11.2%
	7:00	254	254	254	254	750	1,529	651	3,948	564	4.0%
	8:00	1,094	1,208	1,208	1,374	1,031	1,680	1,031	8,626	1,232	8.7%
	9:00	789	792	792	674	649	1,158	649	5,502	786	5.5%
	10:00	878	878	878	878	852	1,055	852	6,270	896	6.3%
	11:00	406	254	254	254	369	889	369	2,795	399	2.8%
	12:00	483	483	483	483	254	1,335	254	3,777	540	3.8%
	13:00	789	789	789	789	1,209	1,043	1,209	6,616	945	6.7%
	14:00	394	394	394	394	140	1,412	140	3,270	467	3.3%
	15:00	714	714	714	714	751	1,440	751	5,800	829	5.8%
	16:00	520	369	520	647	787	1,426	802	5,071	724	5.1%
	17:00	959	959	959	817	677	1,414	677	6,462	923	6.5%
	18:00	906	890	906	906	791	1,414	791	6,604	943	6.6%
	19:00	1,183	1,183	1,183	1,158	1,195	1,475	1,195	8,573	1,225	8.6%
	20:00	509	509	509	509	534	852	534	3,956	565	4.0%
	21:00	114	114	114	114	534	254	534	1,781	254	1.8%
<b>Airside Total</b>		<b>12,814</b>	<b>12,593</b>	<b>12,895</b>	<b>12,903</b>	<b>13,490</b>	<b>21,342</b>	<b>13,406</b>	<b>99,442</b>	<b>14,206</b>	
<b>Daily Percentage</b>		<b>12.9%</b>	<b>12.7%</b>	<b>13.0%</b>	<b>13.0%</b>	<b>13.6%</b>	<b>21.5%</b>	<b>13.5%</b>			

Assumed load factor: 80%      Assumed arrival at TSA checkpoint: 60 mins. before scheduled departure time

**Greater Orlando Aviation Authority - Orlando International Airport (MCO)**  
**Security Checkpoint Profile**  
**December 2022**

<u>Location</u>	<u>Hour</u>	<u>Mon</u>	<u>Tue</u>	<u>Wed</u>	<u>Thu</u>	<u>Fri</u>	<u>Sat</u>	<u>Sun</u>	<u>Week</u>	<u>Average</u>	<u>Percent</u>
<b>Gates 30-59</b>											
	4:00	152	152	152	309	452	452	452	2,121	303	2.4%
	5:00	860	850	850	728	871	1,166	938	6,263	895	7.0%
	6:00	1,126	982	982	1,444	1,454	1,170	1,322	8,480	1,211	9.5%
	7:00	882	882	882	587	587	587	587	4,996	714	5.6%
	8:00	1,048	1,048	1,048	1,090	1,137	1,137	1,238	7,746	1,107	8.7%
	9:00	589	589	589	461	746	889	746	4,607	658	5.1%
	10:00	984	984	984	998	866	866	855	6,537	934	7.3%
	11:00	585	585	585	1,062	1,052	919	919	5,707	815	6.4%
	12:00	718	718	718	553	576	553	566	4,400	629	4.9%
	13:00	770	770	770	437	437	574	437	4,194	599	4.7%
	14:00	1,053	1,053	1,053	733	722	590	722	5,926	847	6.6%
	15:00	610	610	753	867	1,000	867	1,000	5,706	815	6.4%
	16:00	1,478	1,478	1,468	1,330	1,341	1,330	1,330	9,757	1,394	10.9%
	17:00	852	852	719	919	786	919	654	5,702	815	6.4%
	18:00	609	609	609	604	604	604	737	4,375	625	4.9%
	19:00	138	270	270	424	414	414	414	2,343	335	2.6%
	20:00	143	0	0	133	133	135	133	677	97	0.8%
<b>Airside Total</b>		<b>12,595</b>	<b>12,431</b>	<b>12,431</b>	<b>12,680</b>	<b>13,178</b>	<b>13,173</b>	<b>13,049</b>	<b>89,537</b>	<b>12,791</b>	
<b>Daily Percentage</b>		<b>14.1%</b>	<b>13.9%</b>	<b>13.9%</b>	<b>14.2%</b>	<b>14.7%</b>	<b>14.7%</b>	<b>14.6%</b>			

Assumed load factor: 80%      Assumed arrival at TSA checkpoint: 60 mins. before scheduled departure time



**Greater Orlando Aviation Authority - Orlando International Airport (MCO)**  
**Security Checkpoint Profile**  
**December 2022**

<u>Location</u>	<u>Hour</u>	<u>Mon</u>	<u>Tue</u>	<u>Wed</u>	<u>Thu</u>	<u>Fri</u>	<u>Sat</u>	<u>Sun</u>	<u>Week</u>	<u>Average</u>	<u>Percent</u>
<b>Terminal C</b>											
	4:00	130	130	130	130	130	130	130	907	130	1.0%
	5:00	530	530	530	819	819	931	789	4,947	707	5.5%
	6:00	531	402	531	501	501	259	501	3,226	461	3.6%
	7:00	598	469	469	469	469	469	665	3,607	515	4.0%
	8:00	585	585	585	455	585	609	389	3,792	542	4.2%
	9:00	610	610	610	770	770	899	770	5,037	720	5.6%
	10:00	160	160	160	210	80	80	80	930	133	1.0%
	11:00	259	259	259	130	130	259	130	1,426	204	1.6%
	12:00	469	518	469	598	598	598	598	3,850	550	4.3%
	13:00	399	259	259	259	399	130	399	2,105	301	2.3%
	14:00	789	789	789	659	789	678	789	5,282	755	5.9%
	15:00	130	130	130	259	259	259	259	1,426	204	1.6%
	16:00	852	850	616	852	616	740	616	5,142	735	5.7%
	17:00	718	450	718	878	878	878	878	5,400	771	6.0%
	18:00	737	737	866	632	632	577	577	4,758	680	5.3%
	19:00	1,095	812	842	802	1,101	956	1,101	6,709	958	7.5%
	20:00	573	573	443	314	154	314	443	2,813	402	3.1%
	21:00	130	0	0	259	419	259	259	1,326	189	1.5%
	22:00	130	130	130	130	130	130	130	907	130	1.0%
<b>Terminal C Total</b>		<b>9,423</b>	<b>8,390</b>	<b>8,534</b>	<b>9,126</b>	<b>9,458</b>	<b>9,155</b>	<b>9,502</b>	<b>63,588</b>	<b>9,084</b>	
<b>Daily Percentage</b>		<b>14.8%</b>	<b>13.2%</b>	<b>13.4%</b>	<b>14.4%</b>	<b>14.9%</b>	<b>14.4%</b>	<b>14.9%</b>			

Assumed load factor: 80%

Assumed arrival at TSA checkpoint: 60 mins. before scheduled departure time



**Greater Orlando Aviation Authority - Orlando International Airport (MCO)**  
**Security Checkpoint Profile**  
**December 2022**

<u>Location</u>	<u>Hour</u>	<u>Mon</u>	<u>Tue</u>	<u>Wed</u>	<u>Thu</u>	<u>Fri</u>	<u>Sat</u>	<u>Sun</u>	<u>Week</u>	<u>Average</u>	<u>Percent</u>
<b>Terminal A</b>											
	4:00	896	1,146	1,146	1,264	1,045	1,262	1,045	7,805	1,115	3.1%
	5:00	3,215	2,406	2,520	2,702	3,595	2,725	3,264	20,427	2,918	8.0%
	6:00	2,525	2,087	2,072	3,150	2,022	2,454	2,354	16,664	2,381	6.5%
	7:00	1,511	935	1,598	1,143	1,858	2,453	1,873	11,371	1,624	4.5%
	8:00	3,133	3,241	3,390	3,446	2,925	3,425	3,102	22,661	3,237	8.9%
	9:00	1,729	1,762	1,438	1,763	1,589	2,189	1,886	12,355	1,765	4.8%
	10:00	1,801	1,440	1,473	1,474	1,775	1,868	1,448	11,278	1,611	4.4%
	11:00	1,219	1,275	1,280	1,289	1,549	1,863	1,219	9,694	1,385	3.8%
	12:00	1,938	1,737	1,963	2,031	1,372	3,052	1,654	13,747	1,964	5.4%
	13:00	2,421	1,769	1,734	2,006	2,990	1,964	2,963	15,846	2,264	6.2%
	14:00	1,369	1,043	1,364	1,470	1,260	2,450	888	9,845	1,406	3.9%
	15:00	1,521	1,598	1,457	1,797	1,412	2,399	1,898	12,082	1,726	4.7%
	16:00	1,629	1,881	2,032	2,014	2,042	2,494	2,020	14,110	2,016	5.5%
	17:00	2,146	2,139	2,258	1,671	1,714	2,830	1,715	14,474	2,068	5.7%
	18:00	2,530	2,222	2,277	2,390	2,564	2,812	2,425	17,219	2,460	6.7%
	19:00	2,874	2,768	2,669	2,702	2,881	3,282	2,740	19,915	2,845	7.8%
	20:00	1,690	1,412	1,538	1,577	1,567	1,620	1,474	10,878	1,554	4.3%
	21:00	1,259	1,334	1,296	1,698	1,828	1,548	2,122	11,086	1,584	4.3%
	22:00	478	624	478	478	478	627	478	3,643	520	1.4%
<b>Terminal A Total</b>		<b>35,883</b>	<b>32,819</b>	<b>33,982</b>	<b>36,065</b>	<b>36,466</b>	<b>43,317</b>	<b>36,569</b>	<b>255,101</b>	<b>36,443</b>	
<b>Daily Percentage</b>		<b>14.1%</b>	<b>12.9%</b>	<b>13.3%</b>	<b>14.1%</b>	<b>14.3%</b>	<b>17.0%</b>	<b>14.3%</b>			

Assumed load factor: 80%      Assumed arrival at TSA checkpoint: 60 mins. before scheduled departure time

**Greater Orlando Aviation Authority - Orlando International Airport (MCO)**  
**Security Checkpoint Profile**  
**December 2022**

<u>Location</u>	<u>Hour</u>	<u>Mon</u>	<u>Tue</u>	<u>Wed</u>	<u>Thu</u>	<u>Fri</u>	<u>Sat</u>	<u>Sun</u>	<u>Week</u>	<u>Average</u>	<u>Percent</u>
<b>Terminal B</b>											
	4:00	152	152	152	309	452	611	452	2,280	326	1.3%
	5:00	1,531	1,521	1,521	1,399	1,542	2,079	1,894	11,488	1,641	6.4%
	6:00	2,082	1,939	1,939	2,401	2,642	2,428	2,612	16,043	2,292	9.0%
	7:00	1,322	1,374	1,214	1,027	1,078	1,231	1,231	8,478	1,211	4.7%
	8:00	1,659	1,659	1,659	1,702	1,748	1,726	1,861	12,014	1,716	6.7%
	9:00	1,206	1,024	1,166	1,170	1,323	1,473	1,878	9,240	1,320	5.2%
	10:00	2,546	2,289	2,252	2,455	2,764	2,358	2,001	16,665	2,381	9.3%
	11:00	1,191	1,489	1,340	2,084	1,658	1,774	1,991	11,527	1,647	6.4%
	12:00	1,305	1,146	1,305	1,135	1,110	1,245	1,316	8,562	1,223	4.8%
	13:00	1,788	1,657	1,657	1,527	1,345	1,209	1,515	10,698	1,528	6.0%
	14:00	1,533	1,598	1,598	1,173	1,302	1,364	1,343	9,911	1,416	5.5%
	15:00	1,769	1,505	1,821	2,191	2,436	1,852	2,038	13,612	1,945	7.6%
	16:00	2,592	2,582	2,572	2,434	2,445	2,406	2,445	17,477	2,497	9.8%
	17:00	1,403	1,216	1,083	1,619	1,434	1,409	1,018	9,182	1,312	5.1%
	18:00	1,290	1,146	1,146	1,286	1,286	1,595	1,839	9,589	1,370	5.4%
	19:00	884	730	730	1,170	1,176	1,113	964	6,766	967	3.8%
	20:00	638	238	654	510	928	948	939	4,856	694	2.7%
	21:00	0	0	0	0	106	0	0	106	15	0.1%
	22:00	0	224	224	0	0	224	0	672	96	0.4%
<b>Terminal B Total</b>		<b>24,894</b>	<b>23,490</b>	<b>24,033</b>	<b>25,593</b>	<b>26,774</b>	<b>27,044</b>	<b>27,338</b>	<b>179,165</b>	<b>25,595</b>	
<b>Daily Percentage</b>		<b>13.9%</b>	<b>13.1%</b>	<b>13.4%</b>	<b>14.3%</b>	<b>14.9%</b>	<b>15.1%</b>	<b>15.3%</b>			

Assumed load factor: 80%      Assumed arrival at TSA checkpoint: 60 mins. before scheduled departure time



**Greater Orlando Aviation Authority - Orlando International Airport (MCO)**  
**Security Checkpoint Profile**  
**December 2022**

<u>Location</u>	<u>Hour</u>	<u>Mon</u>	<u>Tue</u>	<u>Wed</u>	<u>Thu</u>	<u>Fri</u>	<u>Sat</u>	<u>Sun</u>	<u>Week</u>	<u>Average</u>	<u>Percent</u>
<b>East Checkpoint</b>	4:00	0	0	0	0	0	159	0	159	23	0.1%
	5:00	1,829	1,829	1,980	1,980	2,058	2,310	2,494	14,479	2,068	7.7%
	6:00	2,622	2,600	2,585	2,585	2,766	2,826	2,718	18,700	2,671	9.9%
	7:00	694	746	586	694	1,242	2,173	1,295	7,430	1,061	3.9%
	8:00	1,705	1,819	1,819	1,986	1,642	2,269	1,654	12,894	1,842	6.8%
	9:00	1,406	1,227	1,370	1,383	1,226	1,742	1,781	10,135	1,448	5.4%
	10:00	2,440	2,182	2,146	2,334	2,750	2,547	1,998	16,398	2,343	8.7%
	11:00	1,012	1,158	1,010	1,276	975	1,743	1,441	8,615	1,231	4.6%
	12:00	1,070	912	1,070	1,066	789	2,027	1,005	7,939	1,134	4.2%
	13:00	1,807	1,676	1,676	1,879	2,117	1,678	2,287	13,120	1,874	6.9%
	14:00	874	940	940	834	719	2,186	761	7,254	1,036	3.8%
	15:00	1,874	1,610	1,782	2,038	2,187	2,425	1,790	13,706	1,958	7.2%
	16:00	1,634	1,473	1,624	1,751	1,891	2,502	1,917	12,791	1,827	6.8%
	17:00	1,510	1,323	1,323	1,517	1,324	1,904	1,041	9,942	1,420	5.3%
	18:00	1,587	1,428	1,443	1,587	1,473	2,406	1,894	11,818	1,688	6.3%
	19:00	1,930	1,642	1,642	1,904	1,958	2,174	1,746	12,996	1,857	6.9%
	20:00	1,004	747	1,162	886	1,330	1,665	1,341	8,135	1,162	4.3%
	21:00	114	114	114	114	640	254	534	1,886	269	1.0%
	22:00	0	224	224	0	0	224	0	672	96	0.4%
<b>Checkpoint Total</b>		<b>25,113</b>	<b>23,651</b>	<b>24,497</b>	<b>25,816</b>	<b>27,086</b>	<b>35,213</b>	<b>27,694</b>	<b>189,070</b>	<b>27,010</b>	
<b>Daily Percentage</b>		<b>13.3%</b>	<b>12.5%</b>	<b>13.0%</b>	<b>13.7%</b>	<b>14.3%</b>	<b>18.6%</b>	<b>14.6%</b>			

Assumed load factor: 80%      Assumed arrival at TSA checkpoint: 60 mins. before scheduled departure time

**Greater Orlando Aviation Authority - Orlando International Airport (MCO)**  
**Security Checkpoint Profile**  
**December 2022**

<u>Location</u>	<u>Hour</u>	<u>Mon</u>	<u>Tue</u>	<u>Wed</u>	<u>Thu</u>	<u>Fri</u>	<u>Sat</u>	<u>Sun</u>	<u>Week</u>	<u>Average</u>	<u>Percent</u>
<b>Airport Total</b>											
	4:00	1,178	1,428	1,428	1,702	1,626	2,003	1,626	10,992	1,570	2.2%
	5:00	5,276	4,456	4,570	4,921	5,957	5,735	5,947	36,862	5,266	7.4%
	6:00	5,138	4,428	4,542	6,051	5,165	5,142	5,466	35,933	5,133	7.2%
	7:00	3,432	2,778	3,280	2,639	3,406	4,153	3,769	23,456	3,351	4.7%
	8:00	5,377	5,485	5,634	5,602	5,258	5,759	5,352	38,466	5,495	7.7%
	9:00	3,545	3,395	3,214	3,702	3,682	4,561	4,534	26,632	3,805	5.3%
	10:00	4,507	3,889	3,885	4,138	4,619	4,306	3,529	28,873	4,125	5.8%
	11:00	2,670	3,023	2,879	3,502	3,337	3,896	3,340	22,647	3,235	4.5%
	12:00	3,712	3,402	3,737	3,765	3,081	4,895	3,568	26,159	3,737	5.3%
	13:00	4,608	3,685	3,650	3,792	4,734	3,302	4,878	28,648	4,093	5.8%
	14:00	3,690	3,430	3,751	3,302	3,350	4,493	3,020	25,038	3,577	5.0%
	15:00	3,419	3,233	3,407	4,247	4,107	4,510	4,195	27,119	3,874	5.4%
	16:00	5,073	5,314	5,220	5,300	5,102	5,640	5,081	36,730	5,247	7.4%
	17:00	4,267	3,805	4,060	4,169	4,026	5,117	3,611	29,055	4,151	5.8%
	18:00	4,557	4,105	4,290	4,308	4,482	4,984	4,841	31,566	4,509	6.3%
	19:00	4,853	4,310	4,240	4,675	5,158	5,350	4,805	33,390	4,770	6.7%
	20:00	2,902	2,223	2,634	2,401	2,649	2,882	2,857	18,547	2,650	3.7%
	21:00	1,389	1,334	1,296	1,957	2,353	1,807	2,382	12,518	1,788	2.5%
	22:00	608	978	832	608	608	981	608	5,222	746	1.0%
<b>Airport Total</b>		<b>70,200</b>	<b>64,699</b>	<b>66,549</b>	<b>70,783</b>	<b>72,698</b>	<b>79,516</b>	<b>73,408</b>	<b>497,854</b>	<b>71,122</b>	
<b>Daily Percentage</b>		<b>14.1%</b>	<b>13.0%</b>	<b>13.4%</b>	<b>14.2%</b>	<b>14.6%</b>	<b>16.0%</b>	<b>14.7%</b>			

Source: Airline Data Inc.

Assumed load factor:

80%

Assumed arrival at TSA checkpoint:

60 mins. before scheduled departure time

**OrlandoAirports.net**

**flyMCO**

**@MCO**

**@flyMCO**