

AMENDMENT NO. 7

BY AND BETWEEN

**GREATER ORLANDO AVIATION AUTHORITY
AND
CRYSTAL MOVER SERVICES, INC.**

TO

PURCHASING CONTRACT 01-17

THIS AMENDMENT NO. 7 made and entered into as of the 26th day of September, 2022, by and between the **GREATER ORLANDO AVIATION AUTHORITY** (hereinafter referred to as "Authority") and **CRYSTAL MOVER SERVICES, INC.** (hereinafter referred to as "Contractor").

WITNESSETH:

WHEREAS, by Contract BP-S100, dated July 16, 2014, as amended by Amendment No. 1 dated June 6, 2018, Amendment No. 2 dated January 24, 2019, Amendment No. 3 dated August 18, 2020, Amendment No. 4 dated January 19, 2021, Amendment No. 5 dated March 11, 2022, and Amendment No. 6 dated November 17, 2022, the Contractor agreed to provide the Phase 2 Operations and Maintenance services of the Authority's Automated People Mover (APM) system for Airside 1, Airside 3, and the South APM Complex at Orlando International Airport, Orlando, Florida (Phase 2 of BP-S100 Contract renumbered as Purchasing Contract 01-17); and

WHEREAS, Authority desires and Contractor agrees to amend the Contract to revise **Year Six (6)** of the first Five (5) Year Renewal Option based on the percentage of change between the published: (1) Labor Index - Employment Cost Index (NAICS) for Wages and salaries for Private industry workers in Professional and related industries (Series ID CIU2020000120000I); (2) and the Material Index Commodities for Electrical Machinery and Equipment Index (WPU 117) and the unadjusted Metal and Metal Products Index (WPU10), as published by the U.S. Bureau of Labor Statistics for the month of August 2022.

NOW, THEREFORE, for and in consideration of the premises and mutual covenants herein contained, the parties hereby amend the Contract as follows:

1. **Effective Date**: The effective date of this Amendment shall be September 26, 2022 through September 25, 2023.
2. **Compensation**. The Authority shall pay to Contractor compensation as shown in Attachment "A-7", Year Six Price Adjustment, upon satisfactory completion of the work authorized by the Authority. Compensation shall be paid pursuant to the terms and conditions as provided in the Contract.
3. **Suit/Proceedings**. The Contractor agrees that any suit or proceeding initiated for the purpose of interpreting or enforcing any provision of the Contract or any matter in connection therewith shall be brought only in a court of competent jurisdiction in Orange County, Florida, and Contractor waives any venue objection, including, but not limited to, any objection that a suit has been brought in an inconvenient forum. Contractor agrees to submit to the jurisdiction of the Florida courts and irrevocably agrees to accept service of process by U.S. mail.

4. **Public Entity Crimes Act.** The Contractor acknowledges the following notice: "A person or affiliate who has been placed on the convicted vendor list following a conviction for a public entity crime may not submit a bid on a contract to provide any goods or services to a public entity, may not submit a bid on a contract with a public entity for the construction or repair of a public building or public work, may not submit bids on leases of real property to a public entity, may not be awarded or perform work as a contractor, supplier, subcontractor, or consultant under a contract with any public entity, and may not transact business with any public entity in excess of the threshold amount set forth in s.287.017, Florida Statutes, for CATEGORY TWO for a period of thirty-six (36) months from the date of being placed on the convicted vendor list."
5. **Whistle Blower Reporting Line.** The Authority is committed to the highest level of integrity in its operations and is fully committed to protecting the organization, its operations, and its assets against fraud, waste or abuse. The Authority has established a Whistle Blower Reporting Line with a third-party service provider as a means for employees, contractors, vendors, tenants and the general public to report suspected fraud, waste or abuse in connection with Authority operations. Should Contractor suspect any fraud, waste or abuse in connection with any work under this Contract, including any work of its subcontractors or laborers, it shall promptly report such activity at (877) 370-6354, through email: GOAA@integritycounts.ca, or through the online reporting form at www.integritycounts.ca/org/GOAA. The Contractor shall include this reporting requirement in all subcontracts and vendor agreements. The Contractor is further encouraged to report any suspected fraud, waste or abuse it suspects in connection with any other airport operation or project.
6. **Continuing Effect of Contract Provisions.** Except as amended by this Amendment No. 7, the Contract shall continue in full force and effect in accordance with its terms and conditions.
7. The Exhibits attached hereto and referred to herein, are hereby acknowledged to be true and accurate, and are hereby incorporated into the Contract and made a part hereof.

IN WITNESS WHEREOF, the parties hereto have caused this Amendment No. 7 to be duly executed as of the date and year first above written.

"AUTHORITY"

ATTEST:

GREATER ORLANDO AVIATION AUTHORITY

Assistant Secretary

By: _____
Chief Executive Officer

[Official Seal]

"CONTRACTOR"

ATTEST:

CRYSTAL MOVER SERVICES, INC.

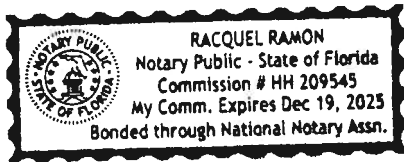


Secretary

By: James D. Lillie
Its: President & CEO

[CORPORATE SEAL]

James D. Lillie, President & CEO
Print or Type Name and Title



Approved as to Form and Legality
this 13 day of March, 2023
Nelson Mullins Riley & Scarborough, LLP
By: Joe O. Macher
Greater Orlando Aviation Authority

"A-7" YEAR SIX PRICE ADJUSTMENT

Year 6 Price Adjustment and Escalation

			A	B	C=A*B	D	B1	D1=D*B1	C+D1			
			Price Form	Applicable CPI	BAFO	Index	Annual Escalated Price	Adjustment due to Phase 1 Change	Index for Change Orders	Annual Escalated Price for COs	Overall Price for Year 6	
LABOR	1. Admin. & Mgt.	Manager	OMP-L1	CIU20200001200001	134,400	1.2338	165,823	0	1.1469	0	165,823	
		Chief Engineer	OMP-L1	CIU20200001200001	127,550	1.2338	157,371	0	1.1469	0	157,371	
		Admin., HR, Inventory	OMP-L1	CIU20200001200001	68,750	1.2338	84,824	0	1.1469	0	84,824	
	2. Operations	a. Operators	Engineer (1st Shift)	OMP-L2	CIU20200001200001	108,660	1.2338	134,065	0	1.1469	0	134,065
			Engineer (2nd Shift)	OMP-L2	CIU20200001200001	117,630	1.2338	145,132	0	1.1469	0	145,132
			Engineer (3rd Shift)	OMP-L2	CIU20200001200001	117,630	1.2338	145,132	0	1.1469	0	145,132
			Lead Tech (1st Shift)	OMP-L2	CIU20200001200001	160,160	1.2338	197,605	0	1.1469	0	197,605
			Lead Tech (2nd Shift)	OMP-L2	CIU20200001200001	181,880	1.2338	224,404	0	1.1469	0	224,404
			Lead Tech (3rd Shift)	OMP-L2	CIU20200001200001	181,880	1.2338	224,404	0	1.1469	0	224,404
			Technician (1st Shift)	OMP-L2	CIU20200001200001	566,880	1.2338	699,417	0	1.1469	0	699,417
			Technician (2nd Shift)	OMP-L2	CIU20200001200001	642,480	1.2338	792,692	0	1.1469	0	792,692
			Technician (3rd Shift)	OMP-L2	CIU20200001200001	722,790	1.2338	891,778	0	1.1469	0	891,778
				b. Other	OMP-L3	CIU20200001200001	0	1.2338	0	0	1.1469	0
		c.		CIU20200001200001	0	1.2338	0	0	1.1469	0	0	
	3. Maintenance	a. Electrical	OMP-L4	CIU20200001200001	0	1.2338	0	0	1.1469	0	0	
		b. Mechanical	OMP-L5	CIU20200001200001	0	1.2338	0	0	1.1469	0	0	
		c. Other **	OMP-L6	CIU20200001200001	0	1.2338	0	0	1.1469	0	0	
	4. Other (Specify) **	a.	OMP-L7	CIU20200001200001	0	1.2338	0	0	1.1469	0	0	
		b.		CIU20200001200001	0	1.2338	0	0	1.1469	0	0	
		c.		CIU20200001200001	0	1.2338	0	0	1.1469	0	0	
	TOTAL ANNUAL LABOR PRICE					3,130,690		3,862,645	0		0	3,862,645
	MATERIALS AND MISC. ITEMS	1. Consumables & Parts and Spare Equipment	a. Vehicles	OMP-MS	Ave. of WP117&WPU10	3,444,640	1.3376	4,607,550	0	1.3522	0	4,607,550
			b. PDS	OMP-MS	Ave. of WP117&WPU10	235,470	1.3376	314,965	0	1.3522	0	314,965
c. ATC & Communication			OMP-MS	Ave. of WP117&WPU10	174,750	1.3376	233,746	-3,333	1.3376	-4,458	229,287	
d. Guideway Equipment			OMP-MS	Ave. of WP117&WPU10	43,580	1.3376	58,293	7,896	1.3522	10,677	68,970	
e. Station Equipment			OMP-MS	Ave. of WP117&WPU10	99,340	1.3376	132,877	0	1.3522	0	132,877	
f. Maintenance Facility Equipment			OMP-MS	Ave. of WP117&WPU10	25,300	1.3376	33,841	0	1.3522	0	33,841	
g. Custodial oversight and management			OMP-MS	CIU20200001200001	0	1.2338	0	0	1.1469	0	0	
h. General & Special Test Equipment			OMP-MS	Ave. of WP117&WPU10	104,180	1.3376	139,351	0	1.3522	0	139,351	
i. Other (Janitorial Service) **			OMP-MS	CIU20200001200001	328,300	1.2338	405,057	0	1.1469	0	405,057	
2. Office & Admin.			a. Office Materials	OMP-MS	CIU20200001200001	587,580	1.2338	724,956	0	1.1469	0	724,956
		b. Travel	OMP-MS	CIU20200001200001	29,530	1.2338	36,434	0	1.1469	0	36,434	
		c. Other (Specify) **	OMP-MS	CIU20200001200001	0	1.2338	0	0	1.1469	0	0	
3. Cost of Road Vehicle		Total	OMP-MS	CIU20200001200001	19,130	1.2338	23,603	0	1.1469	0	23,603	
4. Other (Specify)		Carp	OMP-MS	CIU20200001200001	554,540	1.2338	684,191	0	1.1469	0	684,191	
		CO# 7	OMP-MS	CIU20200001200001	0	1.2338	0	1,669	1.1469	1,914	1,914	
		CO#10-2	OMP-MS	CIU20200001200001	0	1.2338	0	2,800	1.1469	3,211	3,211	
TOTAL ANNUAL MATERIALS MISCELLANEOUS ITEMS PRICE					5,646,340		7,394,864	9,032		11,344	7,406,208	
Offer Price					8,777,030		11,257,509	9,032		11,344	11,268,853	

Notes

- Description for Change Orders
- CO #7 & RCO#42 Fire Suppression System and VESDA system, \$1,490 / year +markup(12%) in August 2017
- CO#10-1 Emergency Walkway Light Design Change for South APM-Light Fixture, \$7,050 / year + markup(12%) in August 2017
- CO#10-2 Emergency Walkway Light Design Change for South APM-Annual Inspection for South Guideway ESE LPS, \$2,500 / year + markup(12%) in August 2017
- CO#12 Network Switch for GOAA, less \$3,333 / year in BAFO

Year 6 Escalated Monthly Price (E/12) : **939,071.12**

(Annual Price /12 per OMS Appendix 1, A.1)

Monthly Base Payment Distribution To Each System

from 9/26/2022 to End of Year (9/25/2023)
 For A1 (25.5%) **239,463.14**
 For B3 (25.5%) **239,463.14**
 For South (49%) **460,144.85**

Orlando Economic Price Adjustment for Year 6

Effective 9/26/2022

©Labor

CIU20200001200001 Wages and salaries for Private industry workers in Professional and related, Index

2013 Qtr3 120.200
2022 Qtr2 148.300

Index (2022 Qtr2 / 2013 Qtr 3)

©Material

WPU117 Machinery and equipment

Aug-13 113.900
Aug-22 131.196

Index Aug-22 / Aug-13)

WPU10 Metals and metal products

Aug-13 212.500
Aug-22 323.706

Index Aug-22 / Aug-13)

(WPU117 + WPU10) / 2

Index

Index for Phase 1 Change Orders (CO#7, CO#10-1, CO#10-2)

©Labor

CIU20200001200001 Wages and salaries for Private industry workers in Professional and related, Index

2017 Qtr2 129.300
2022 Qtr2 148.300

Index (2022 Qtr2 / 2017 Qtr 2)

©Material

WPU117 Machinery and equipment

Aug-17 113.600
Aug-22 131.196

Index Aug-22 / Aug-13)

WPU10 Metals and metal products

Aug-17 208.900
Aug-22 323.706

Index Aug-22 / Aug-13)

(WPU117 + WPU10) / 2

Index



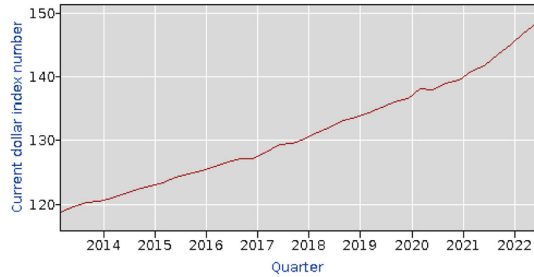
Databases, Tables & Calculators by Subject

Change Output Options: From: 2013 To: 2022 include graphs [More Formatting Options](#)

Data extracted on: September 19, 2022 (11:25:01 AM)

Employment Cost Index (NAICS)

Series Id: CIU20200001200001
 Not seasonally adjusted
Series Title: Wages and salaries for Private industry workers in Professional and related, Index
Ownership: Private industry workers
Component: Wages and salaries
Occupation: Professional and related occupations
Industry: All industries
Subcategory: All workers
Area: United States (National)
Periodicity: Current dollar index number



Download: [xlsx](#)

Year	Period	Estimate Value	Standard Error
2013	Qtr1	118.8	-(A)
2013	Qtr2	119.5	-(A)
2013	Qtr3	120.2	-(A)
2013	Qtr4	120.5	-(A)
2014	Qtr1	120.9	-(A)
2014	Qtr2	121.7	-(A)
2014	Qtr3	122.3	-(A)
2014	Qtr4	122.8	-(A)
2015	Qtr1	123.4	-(A)
2015	Qtr2	124.2	-(A)
2015	Qtr3	124.7	-(A)
2015	Qtr4	125.2	-(A)
2016	Qtr1	126.0	-(A)
2016	Qtr2	126.6	-(A)
2016	Qtr3	127.2	-(A)
2016	Qtr4	127.2	-(A)
2017	Qtr1	128.2	-(A)
2017	Qtr2	129.3	-(A)
2017	Qtr3	129.6	-(A)
2017	Qtr4	130.2	-(A)
2018	Qtr1	131.3	-(A)
2018	Qtr2	132.1	-(A)
2018	Qtr3	133.2	-(A)
2018	Qtr4	133.7	-(A)
2019	Qtr1	134.4	-(A)
2019	Qtr2	135.2	-(A)
2019	Qtr3	136.0	-(A)
2019	Qtr4	136.6	-(A)
2020	Qtr1	138.1	-(A)
2020	Qtr2	138.0	-(A)
2020	Qtr3	138.9	-(A)
2020	Qtr4	139.5	-(A)
2021	Qtr1	140.8	-(A)
2021	Qtr2	141.7	-(A)
2021	Qtr3	143.5	-(A)
2021	Qtr4	144.9	-(A)
2022	Qtr1	146.8	-(A)
2022	Qtr2	148.3	-(A)

Base Bid

Aug-17 C.O.

Latest Published Index

A : Dashes indicate data not available.



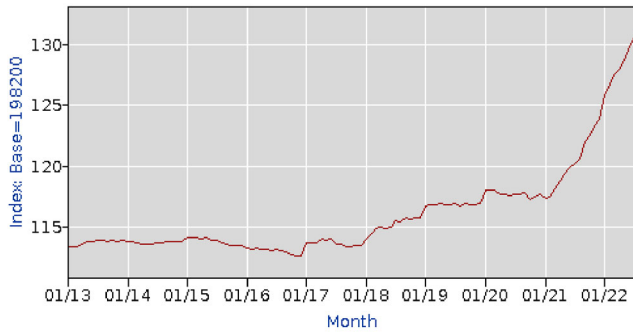
Databases, Tables & Calculators by Subject

Change Output Options: From: 2013 ▼ To: 2022 ▼ [GO](#)
 include graphs include annual averages [More Formatting Options](#) →

Data extracted on: September 19, 2022 (11:30:20 AM)

PPI Commodity Data

Series Id: WPU117
 Not Seasonally Adjusted
Series Title: PPI Commodity data for Machinery and equipment-Electrical machinery and equipment, not seasonally adjusted
Group: Machinery and equipment
Item: Electrical machinery and equipment
Base Date: 198200



Download: [XLS](#)

Year	Jan	Feb	Mar	Apr	May	Jun	Jul	Aug	Sep	Oct	Nov	Dec
2013	113.4	113.4	113.4	113.6	113.8	113.8	113.9	113.9	113.8	113.9	113.8	113.9
2014	113.8	113.8	113.7	113.6	113.6	113.6	113.7	113.7	113.8	113.8	113.8	113.8
2015	114.1	114.1	114.1	114.0	114.1	113.9	113.9	113.7	113.6	113.5	113.5	113.5
2016	113.3	113.2	113.3	113.2	113.2	113.1	113.2	113.1	113.0	112.8	112.7	112.7
2017	113.7	113.7	113.7	114.0	113.9	114.0	113.6	113.6	113.4	113.4	113.5	113.5
2018	114.0	114.5	114.9	115.0	114.9	115.0	115.6	115.4	115.8	115.7	115.8	115.8
2019	116.7	116.8	116.8	116.9	116.8	116.8	117.0	116.7	116.9	116.8	116.8	117.0
2020	118.0	118.0	118.0	117.7	117.7	117.6	117.7	117.7	117.8	117.3	117.5	117.7
2021	117.4	117.5	118.1	118.8	119.3	119.8	120.156	120.579	121.955	122.536	123.319	123.825
2022	125.904	126.760	127.511	127.926	128.709(P)	129.802(P)	130.758(P)	131.196(P)				

Base Bid

Aug-17 C.O.

Latest Published Index

P : Preliminary. All indexes are subject to monthly revisions up to four months after original publication.

U.S. BUREAU OF LABOR STATISTICS Postal Square Building 2 Massachusetts Avenue NE Washington, DC 20212-0001

Telephone:1-202-691-5200 Telecommunications Relay Service:7-1-1 www.bls.gov [Contact Us](#)



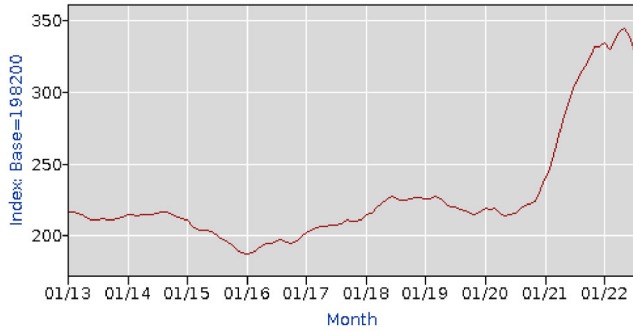
Databases, Tables & Calculators by Subject

Change Output Options: From: 2013 ▼ To: 2022 ▼ [GO](#)
 include graphs include annual averages [More Formatting Options](#) →

Data extracted on: September 19, 2022 (11:33:43 AM)

PPI Commodity Data

Series Id: WPU10
 Not Seasonally Adjusted
Series Title: PPI Commodity data for Metals and metal products, not seasonally adjusted
Group: Metals and metal products
Item: Metals and metal products
Base Date: 198200



Download: [XLSX](#)

Year	Jan	Feb	Mar	Apr	May	Jun	Jul	Aug	Sep	Oct	Nov	Dec
2013	216.7	216.5	216.2	214.9	212.4	211.7	211.3	212.5	211.8	211.8	212.7	213.5
2014	215.4	215.0	214.2	215.0	215.3	215.0	216.3	216.7	216.7	214.8	213.3	212.7
2015	211.3	206.9	205.4	204.2	204.0	203.3	200.6	197.6	196.4	193.9	190.7	188.8
2016	188.1	188.5	190.3	192.8	195.4	195.4	196.7	197.8	196.3	194.9	196.5	199.5
2017	202.2	204.4	206.2	206.6	207.0	207.3	207.8	208.9	211.2	210.4	210.3	211.3
2018	214.6	216.4	219.3	222.6	225.5	227.4	226.9	225.5	225.3	225.9	226.6	227.2
2019	226.1	225.9	227.5	226.0	223.5	220.5	220.1	219.1	217.9	216.2	215.5	216.9
2020	219.8	218.5	219.2	215.9	214.3	215.3	216.3	218.7	221.4	222.2	224.4	232.8
2021	241.5	246.6	260.0	273.4	283.8	294.5	305.713	312.994	318.335	324.537	332.097	331.867
2022	334.372	330.014	336.023	341.670	345.165(P)	339.628(P)	328.640(P)	323.706(P)				

Base Bid

Aug-17 C.O.

Latest Published Index

P : Preliminary. All indexes are subject to monthly revisions up to four months after original publication.

U.S. BUREAU OF LABOR STATISTICS Postal Square Building 2 Massachusetts Avenue NE Washington, DC 20212-0001

Telephone:1-202-691-5200_ Telecommunications Relay Service:7-1-1_ www.bls.gov [Contact Us](#)